




राष्ट्रीय परीक्षा एजेंसी
National Testing Agency

Excellence In Assessment

UGC-NET

University Grants Commission (UGC)

December 2025



*Information
Bulletin*



राष्ट्रीय परीक्षा एजेंसी
National Testing Agency

Excellence In Assessment

National Testing Agency

Vision

The right candidates joining best institutions will give India her demographic dividend.

Mission

To improve equity and quality in education by administering research based valid, reliable, efficient, transparent, fair and international level assessments. The best subject matter experts, psychometricians and IT delivery and security professionals will ensure that the current gap in existing assessment systems are properly identified and bridged.

Core Values

NTA will create a system which will promote teaching (by teachers), learning (by students) and assessment (by parents and institutions). NTA strongly believes in quality, efficiency, effectiveness, equity and security of assessments. To practice these values, NTA will constantly engage with its stakeholders, viz. students, parents, teachers, experts and partner institutions.



TABLE OF CONTENTS

S. No.	Description	Page No.
A	Important Information, Dates at a Glance, Fee Structure & Application Procedure	3
Chapter – 1. Introduction		7-9
1.1	About National Testing Agency (NTA)	8
1.2	About University Grants Commission (UGC)	8
1.3	University Grants Commission – National Eligibility Test (UGC-NET)	8
Chapter – 2. Examination Scheme		10-12
2	UGC-NET December 2025	11
2.1	Mode of Examination	11
2.2	Pattern of Examination	11
2.3	Subject and Syllabus of Test	11
2.4	Medium of Question Paper	11
2.5	Marking Scheme	12
Chapter – 3. Eligibility and Qualification		13-17
3	Eligibility Criteria for UGC-NET December 2025	14
3.1	Qualifying Examination	14
3.2	Instructions	16
3.3	Exemption (Eligibility for Assistant Professor)	16
3.4	Age Limit and Relaxation	17
Chapter – 4. Reservations		18-22
4	Reservations	19
4.1	Reservation Policy of the Government of India is applicable to UGC-NET	19
4.2	Provisions relating to Persons with Disability (PwD)/ Persons with Benchmark Disability (PwBD)	19
Chapter – 5. Registration and Application Process		23-31
5.1	Instructions for filling Online Application Form	24
5.2	Steps to be followed to apply online	24
5.3	Procedure for Filling Application Form	25
5.4	Check List for filling the Online Application Form	27
5.5	Important Points to Note	27
5.6	Provision of Government Id other than Aadhaar	29
5.7	Admit Card for UGC-NET December 2025	29
5.8	Conduct of Exam	30
5.9	Computer Based Test (CBT) Guidelines	31
Chapter – 6. Key Challenges and Result		32-35
6.1	Display of Provisional Answer Key(s) for Challenges	33
6.2	Display of Recorded Responses	33
6.3	Procedure and Criteria for declaration of result	33
Chapter – 7. Unfair Means Practices and Breach of Examination Rules		36-38



राष्ट्रीय परीक्षा एजेंसी National Testing Agency

Excellence In Assessment

S. No.	Description	Page No.
7.1	Unfair Means Practices and Breach of Examination Rules	37
7.2	Punishment for using unfair means practices	37
7.3	Cancellation of result	38
Chapter – 8. Miscellaneous		39-40
8.1	Grievance / Correspondence with NTA	40
8.2	NTA Weeding Out Rules	40
8.3	Legal Jurisdiction	40
Annexure		41-44
Annexure – I	Certificate for person with specified disability covered under the definition of Section 2 (s) of the RPwD Act, 2016 but not covered under the definition of Section 2(r) of the said Act, i.e. persons having less than 40% disability and having difficulty in writing.	42
Annexure – II	Letter of undertaking for using own scribe (more than 40%)	43
Annexure – III	Letter of Undertaking by the person with specified disability covered under the definition of Section 2 (s) of the RPwD Act, 2016 but not covered under the definition of Section 2(r) of the said Act, i.e. persons having less than 40% disability and having difficulty in writing	44
Appendix		45-90
Appendix- I	Procedure for Online Payment of Fee and Helpline for Payment related Queries	46-48
Appendix- II	List of UGC- NET Subjects and their Codes	49-51
Appendix- III	List of Exam Cities for Centres of UGC-NET December 2025	52-58
Appendix- IV	List of Subject at Post Graduation Level and their Codes	59
Appendix- V	List of Post-Graduation Courses and their Codes	60
Appendix- VI	List of States/ Union Territories and their Codes	61
Appendix- VII	Procedure for Appearing in Computer Based Test (CBT)	62-64
Appendix- VIII	Procedure to be adopted for compilation of NTA scores for Multi Session Papers (Normalization procedure based on Percentile Score)	65-69
Appendix- IX	Procedure to be adopted for compilation of NTA scores for multi-session Papers (Normalization procedure based on Percentile and Equi percentile method)	70-78
Appendix- X	Gazette Notification for PwD/PwBD Candidate	79-81
Appendix- XI	Registration Form Replica	82-90



राष्ट्रीय परीक्षा एजेंसी National Testing Agency

Excellence In Assessment

IMPORTANT INFORMATION AND DATES AT A GLANCE

Dates, Fee Details and Application Procedure

EVENTS	TENTATIVE DATES
Online registration and submission of Application Form (complete in all respects) through NTA Website: https://ugcnet.nta.nic.in/	07th October 2025 to 07th November 2025 (upto 11:50 P.M.)
Last date for successful transaction of Examination fee (through Credit Card/ Debit Card/Net Banking/UPI Payment Modes)	07th November 2025 (upto 11:50 P.M.)
Fee Payable for UGC-NET December 2025 (Pay fee using the Payment Gateway(s) integrated to the Online Application through Net Banking Debit Card / Credit Card / UPI)	
General/Unreserved	Rs. 1150/-
Gen-EWS*/ OBC-NCL**	Rs. 600/-
Scheduled Caste (SC) / Scheduled Tribes (ST) / Person with Disability (PwD) / Persons with Benchmark Disability (PwBD)	Rs. 325/-
Third gender	
Applicable service/processing charges & GST over and above the Examination Fee, are to be Paid by the candidate to the concerned Bank/ Payment Gateway Integrator. For details, Appendix -I may be referred to.	
Correction in the Particulars of Application Form online only	10th November 2025 to 12th November 2025 (upto 11:50 P.M)
Intimation of Cities of exam centres	To be Intimated later
Downloading of Admit Card by the Candidate from NTA Website	To be Intimated later
Dates of Examination	To be Intimated later
Duration of Examination	180 minutes (03 hours) No break between Paper 1 & Paper 2
Timing of Examination	To be Intimated later
Exam Centre, Date and Shift	As indicated on the Admit Card
Display of Recorded Responses and Provisional AnswerKeys on the Website for inviting challenge(s) from Interested candidates.	To be announced later on website
Declaration of Result on NTA website	To be Intimated later
Website(s)	https://www.nta.ac.in , https://ugcnet.nta.nic.in/

*As per the OM No. 20013/01/2018-BC-II dated January 17, 2019 issued by the Ministry of Social Justice and Empowerment and the OM No. 12-4/2019-U1 dated 17.01.2019 as well as the Letters No 35-2/2019-dated 21.01.2019, 01.02.2019, 04.02.2019 and 15.02.2019 of MHRD Department of Higher Education regarding implementation of reservation for Economically Weaker Sections (EWSs) for admission in Central Educational Institutions.

**OBC (Other Backward Classes)-NCL (Non-Creamy Layer) as per the central list of Other Backward Classes available on National Commission for Backward Classes (NCBC- Government of India website www.ncbc.nic.in).



राष्ट्रीय परीक्षा एजेंसी National Testing Agency

Excellence In Assessment

The candidates falling in this list may mention OBC in the Category Column.

State list OBC Candidates who are not in OBC-NCL (Central List) **must** choose **General / Unreserved**.

a. Candidate must read carefully the Instructions (including how to fill up Application Form online) given in the Information Bulletin available on the NTA Website. Candidates not complying with the Instructions shall be summarily disqualified.

b. Candidate can apply for **UGC-NET December 2025 through "Online" mode only. The Application Form in any other mode will not be accepted.**

c. **Instructions for filling Online Application Form:**

❖ Download Information Bulletin and Replica of Application Form. Read these carefully to ensure your eligibility.

❖ **Follow the steps given below to Apply Online:**

Step-1: Apply for Online Registration using own Email Id and Mobile No.

Step-2: Fill in the Online Application Form and note down the system generated Application Number.

Upload scanned images of: (i) a recent photograph (file size 10Kb – 200Kb) either in colour or black & white with 80% face (without mask) visible including ears against white background; (ii) candidate's signature (file size: 4kb - 30kb)

Step-3: Pay fee using **SBI/CANARA/ICICI/HDFC Bank/ Debit Card/Credit Card/UPI** and keep proof of fee paid.

❖ Download, save and print a copy of Confirmation Page of the Application Form (which would be downloadable only after successful remittance of fee) for future reference.

❖ All the three Steps can be done together or at separate timings. The submission of Application of a candidate could be considered as successful, and his/her candidature would be confirmed only on the successful transaction/receipt of the prescribed application fee from him/her.

d. The Confirmation Page of the online Application Form will be generated only after successful payment by the Candidate.

• In case the Confirmation Page is not generated after payment of fee, then the candidate should approach the concerned Bank/Payment Gateway (in the helpline no. and email given in **Appendix- I** of the Information Bulletin) for ensuring the successful payment or for obtaining the refund of duplicate / multiple payments.

• However, if inspite of above action payment has not been successfully made it means that the transaction has not been completed, and the amount not reflected in the NTA account. Such amount will be refunded to concerned Credit/Debit Card/UPI within a reasonable time by the concern bank. Therefore, such candidates have to pay the fee once again and ensure the fee status as successful.



राष्ट्रीय परीक्षा एजेंसी National Testing Agency

Excellence In Assessment

- e. Candidates shall ensure that the information entered by them in their respective online Application Form is correct.
- f. Information such as his/her name, contact details/address, category, PwD/PwBD status, educational qualification details, date of birth, choice of exam, cities, etc, provided by the candidate in the online application form will be treated as final. Any request for change in such particulars after the closure of correction period will not be considered by NTA.

Following the completion of examination process, corrections in the details specified in the certificate may be considered only under special circumstances. This is contingent upon the submission of the necessary documentation and approval by the competent authority.

- g. **NTA does not edit /modify/alter any information entered by the candidates under any circumstances. Any request for change in information after submission of Application Form will not be entertained. Therefore, candidates are advised to exercise utmost caution for filling up correct details in the Application Form.**
- h. NTA disclaims any liability that may arise to a candidate(s) due to incorrect information provided by him/her in his/her online Application Form.
- i. Candidates must ensure that their email address and mobile number to be registered in their online Application Form are their own, as relevant/important information/ communication will be sent by NTA through e-mail on the registered e-mail address and / or through SMS on registered mobile number only. NTA shall not be responsible for any non-communication / miscommunication with a candidate in the email address or mobile number given by him/her other than his/her own. Candidates are advised to visit the NTA Website and check their e-mails regularly for latest updates.
- j. Candidates shall appear at their own cost at the Examination Centre on the Date, Shift and time indicated on their Admit Cards issued by the NTA in due course through its Website.

Notes:

- i. The final submission of Online Application Form will remain incomplete if Step – 2 and step-3 are not completed. Such forms will stand rejected and no correspondence on this account will be entertained.
- ii. No request for refund of fee once remitted by the candidate will be entertained by NTA under any circumstances.
- iii. NTA intends to provide an additional facility through the UMANG and DigiLocker platforms to enable candidates to download examination-related documents such as the Score Card and other relevant records. Detailed instructions regarding this facility will be issued in subsequent phases. Candidates are advised to visit the NTA website and check their registered e-mails regularly for updates.



राष्ट्रीय परीक्षा एजेंसी National Testing Agency

Excellence In Assessment

- iv. The entire application process for UGC-NET December 2025 is online, including uploading of scanned images, payment of fees, and printing of confirmation page, admit card, etc. Therefore, candidates are not required to send/submit any document(s) including confirmation page to NTA through Post/ Fax/WhatsApp/Email/by Hand.
- v. Usage of Data and Information: NTA/Government of India can use the data provided by the End Users (test taker in this case) for internal purpose(s), including training, research and development, analysis, and other permissible purpose(s). This data can be shared by the UGC/NTA with Higher Educational Institutions (HEIs) for admission to Ph.D. programmes and with Public Sector Undertakings (PSUs) & other organizations for their recruitment processes.

Notes:

1. In case it is found at any time in future that the Candidate has used / uploaded the photograph and signature of someone else in his/ her Application Form / Admit Card or he/she has tampered his/her Admit Card / result, these acts of the candidate shall be treated as Unfair Means (UFM) Practices on his/her part and he/she shall be proceeded with the actions as contemplated under the provisions of the Unfair Means Practices given in Information Bulletin.



राष्ट्रीय परीक्षा एजेंसी
National Testing Agency

Excellence In Assessment

**University Grants Commission - National Eligibility
Test December 2025**

**CHAPTER – 1
[INTRODUCTION]**



राष्ट्रीय परीक्षा एजेंसी National Testing Agency

Excellence In Assessment

1.1 About National Testing Agency (NTA)

The Ministry of Education (MoE), Government of India (GOI) has established the National Testing Agency (NTA) as an independent, autonomous, and self-sustained premier testing organization under the Societies Registration Act (1860) for conducting efficient, transparent and international standards tests in order to assess the competency of candidates for admissions to premier higher education institutions.

The NTA has been entrusted by the University Grants Commission (UGC) with the task of conducting UGC-NET which is a test to determine the eligibility of Indian nationals for '*award of Junior Research Fellowship and appointment as Assistant Professor*', '*appointment as Assistant Professor and admission to Ph.D.*' and '*admission to Ph.D. only*' in Indian universities and colleges.

1.2 About University Grants Commission (UGC)

The University Grants Commission (UGC) is a Statutory Body of Government of India, Ministry of Education, Department of Higher Education, constituted under the University Grants Commission Act, 1956 (3 of 1956), vested with two responsibilities: that of providing funds and that of coordination, determination and maintenance of standards in institutions of higher education. The UGC's mandate includes:

- Promoting and coordinating university education.
- Determining and maintaining standards of teaching, examination and research in universities.
- Framing regulations on minimum standards of education.
- Monitoring developments in the field of collegiate and university education; disbursing grants to the universities and colleges.
- Serving as a vital link between the Union and state governments and institutions of higher learning.
- Advising the Central and State governments on the measures necessary for improvement of university education.

1.3 University Grants Commission – National Eligibility Test (UGC-NET)

(a) UGC-NET is a test to determine the eligibility of Indian nationals for '*award of Junior Research Fellowship and appointment as Assistant Professor*', '*appointment as Assistant Professor and admission to Ph.D.*' and '*admission to Ph.D. only*' in Indian universities and colleges.

- The candidates qualifying under the 'appointment as Assistant Professor and admission to Ph.D.' category will be eligible for appointment as Assistant Professor and admission to Ph.D. but not for the award of JRF.
- The candidates qualifying under the 'admission to Ph.D. only' category will be eligible for admission to Ph.D. only but not for the award of JRF and/or appointment as Assistant Professor.



राष्ट्रीय परीक्षा एजेंसी National Testing Agency

Excellence In Assessment

- The eligibility will be determined in the following manner:

Qualified for	Eligible for		
	JRF	Assistant Professor	Ph.D. admission
Category-1: Award of JRF and appointment as Assistant Professor	Yes	Yes	Yes
Category-2: Appointment as Assistant Professor and admission to Ph.D.	No	Yes	Yes
Category-3: Admission to Ph.D. only	No	No	Yes

- The JRF – qualified candidates are admitted into the Ph.D. programme based on an interview as per the UGC (Minimum Standards and Procedures for Award of Ph.D. Degree) Regulations, 2022.
- UGC NET under category-2 & category-3 can be used as an entrance test for Ph.D. admission in place of entrance tests conducted by the different universities/HEIs for admission to Ph.D.
- For candidates qualified under the category-2 and category-3, the marks obtained in the NET will have 70% weightage and 30% weightage will be based on the performance in the interview/viva voce conducted by the University/HEI concerned. The Ph.D. admission will be based on the combined merit of NET marks and the marks obtained in the interview/viva voce.
- For admission to Ph.D., the marks obtained in the NET by the candidates in category-2 and category-3 will be valid for a period of one year from the date of declaration of the result of UGC-NET.
- The number of candidates who will be qualified for ‘admission to the Ph.D. only’ will be decided by the results committee.
- The result of NET will be declared in percentile along with the marks/normalized marks (in case of multiple shifts) obtained by a candidate to utilize the marks for admission to Ph.D. In case the test for a subject(s) is conducted in two or multiple shifts, the marks will be normalized by using the Equi-percentile method (**as per Appendix – IX**), and the result will be declared in percentile along with normalized marks.
- (b) The selection of candidates for the following Fellowships will be made through the Ministry of Social Justice and Empowerment:
- National Fellowship for Scheduled Caste Students (NFSC)
 - National Fellowship for Other Backward Classes (NFOBC)
 - National Fellowship for Persons with Disabilities (NFPwD)
- (c) The data of UGC-NET candidates can be shared by the UGC/NTA with Higher Educational Institutions (HEIs) for admission to Ph.D. programmes and with Public Sector Undertakings (PSUs) & other organizations for their recruitment processes.



राष्ट्रीय परीक्षा एजेंसी
National Testing Agency

Excellence In Assessment

Chapter – 2

[Examination Scheme]



राष्ट्रीय परीक्षा एजेंसी National Testing Agency

Excellence In Assessment

2. UGC-NET December 2025

The UGC-NET December 2025 will be conducted in Computer Based Test (CBT) mode as per the time schedule specified in the Information at a glance, in the Subjects given at (refer to **Appendix -II**) in selected Cities spread across the Country (refer to **Appendix -III**).

2.1 Mode of Examination

The Examination shall be conducted in **Computer Based Test (CBT) mode** only.

2.2 Pattern of Examination

The Test paper will consist of two sections, both the sections will consist of objective type, multiple-choice questions. There will be no break between the papers.

Part	Marks	Number of Questions	MCQ	Total duration
I	100	50	The questions in Part – I intends to assess the teaching/ research aptitude of the candidate. It will primarily be designed to test reasoning ability, reading comprehension, divergent thinking and general awareness of the Candidate.	03 hours (180 minutes) without any break. All the questions are compulsory.
II	200	100	This is based on the subject selected by the candidate and will assess domain knowledge.	

2.3 Subject and Syllabus of Test

The List of Subjects and their Codes for UGC-NET December 2025 are given at **Appendix -II**.

Syllabus for all NET Subjects can be downloaded from the UGC website: <https://www.ugcnetonline.in/syllabus-new.php>. **The National Testing Agency will not provide the copy of syllabus to any candidate.**

2.4 Medium of Question Paper

- The medium of Question Paper shall be in English & Hindi only, except language papers.
- Option for medium of Question Paper should be carefully chosen by the Candidate, while filling the Application Form online. The option once exercised cannot be changed.
- Candidates are required to answer in the medium as per option exercised in the Application Form.
- In case of any ambiguity in translation/construction of a question in the exam, **its English version shall be treated as final and the decision of NTA shall be final in this regard.**



2.5 Marking Scheme

1. To answer a question, the candidate needs to choose one option as the correct option.
2. Each question carries 02 (two) marks.
3. For each correct response, the candidate will get 02 (two) marks.
4. There is no negative marking for incorrect response.
5. No marks will be given for questions un-answered/un-attempted/marked for Review.
6. While every effort will be made to ensure that each question has one unique answer, in case, it is found that a question has more than one option, it will be dealt with in following manner:
 - a) If more than one option is found to be correct, then Two marks (+2) will be awarded to only those who have marked any of the correct options.
 - b) If all options are found to be correct, then Two marks (+2) will be awarded to all those who have attempted the question.
 - c) If none of the options is found correct or a Question is found to be wrong or a Question is dropped, then two marks (+2) will be awarded to only to those candidates who have attempted the question. The reason could be due to human error or technical error. **Since there is no negative marking, candidate needs to choose one most appropriate option as correct answer.**



राष्ट्रीय परीक्षा एजेंसी
National Testing Agency

Excellence In Assessment

CHAPTER – 3

[Eligibility and Qualification]



3. Eligibility Criteria for UGC-NET December 2025

3.1 Qualifying Examination:

- (a) General/Unreserved/General-EWS candidates who have secured at least 55% marks (without rounding off) in Master's Degree or equivalent examination from universities/institutions recognized by UGC (available on the website: www.ugc.ac.in in Humanities and Social Science (including languages), Computer Science and Applications, Electronic Science etc. are eligible for this Test. List of subjects at Post Graduation level is attached as **Appendix -V**. The Other Backward Classes (OBC) belonging to Non-Creamy Layer/Scheduled Caste (SC)/Scheduled Tribe (ST)/Persons with Disability (PwD) / Persons with Benchmark Disability (PwBD)/Third gender category candidates who have secured at least 50% marks (without rounding off) in Master's degree or equivalent examination are eligible for this Test.
- (b) Candidates who are pursuing their Master's degree or equivalent course or candidates who have appeared for their qualifying Master's degree (final year) examination and whose result is still awaited or candidates whose qualifying examinations have been delayed may also apply for this test. However, such candidates will be admitted provisionally and shall be considered eligible for award of JRF/eligibility for Assistant Professor only after they have passed their Master's Degree or equivalent examination with at least 55% marks (50% marks in case of OBC-NCL/ SC / ST / PwD/PwBD / Third gender category candidates). Such candidates must complete their Master's degree or equivalent examination within two years from the date of NET result with required percentage of marks, failing which they shall be treated as disqualified.
- However, those candidates who qualify for 'Admission to Ph.D. Only' must complete their Master's degree or equivalent examination within one year from the date of NET result with required percentage of marks, failing which they shall be treated as disqualified.
- (c) Candidates belonging to the Third gender category are eligible to draw the same relaxation in fee, age and Eligibility Criteria for NET (i.e. JRF and Assistant Professor) as are available to SC/ST/PwD/PwBD categories. The subject-wise qualifying cut-offs for this category would be the lowest among those for SC / ST / PwD/PwBD / OBC-NCL / General-EWS categories in the corresponding subject.
- (d) The Ph.D. degree holders whose Master's level examination have been completed by 19 September 1991 (irrespective of date of declaration of result) shall be eligible for a relaxation of 5% in aggregate marks (i.e. from 55% to 50%) for appearing in NET. The list of Post – Graduation courses and their codes is given at **Appendix -V**.



राष्ट्रीय परीक्षा एजेंसी National Testing Agency

Excellence In Assessment

- (e) Candidates are advised to appear in the subject of their Post – Graduation only. The candidates whose Post Graduation subject is not covered in the list of NET subjects attached as Appendix -II, may appear in a related subject.
- (f) The candidates having passed a 4-year/8-semester bachelor's degree programme should have a minimum of 75% marks in aggregate or its equivalent grade on a point scale wherever the grading system is followed. A relaxation of 5% marks or its equivalent grade may be allowed for those belonging to SC/ST/OBC (non-creamy layer)/Differently-Abled, Economically Weaker Section (EWS) and other categories of candidates as per the decision of the Commission from time to time (refer to University Grants Commission (Minimum Standards and Procedures for Award of Ph.D. Degree) Regulations, 2022 https://www.ugc.gov.in/pdfnews/0909572_Minimum-Standards-and-Procedure-for-Award-of-PhD-Degree.pdf)
- The candidates qualifying in the NET, based on a four-year undergraduate degree, will be eligible for the award of the Junior Research Fellowship (JRF) and for admission to the Ph.D.
- The candidates qualifying in the NET, based on a four-year undergraduate degree, will not be eligible for appointment as Assistant Professor.
- (g) The candidates who are pursuing Four Year/8 Semester Bachelor's Degree Programme and are in their last semester/year may also apply for the test. However, such candidates will be admitted provisionally and shall be considered eligible for the award of JRF/admission to Ph.D. only after fulfilling the requirements contained in the University Grants Commission (Minimum Standards and Procedures for Award of Ph.D. Degree) Regulations, 2022 within two years (if qualified for award of JRF)/within one year (if qualified for admission to Ph.D. only) from the date of declaration of the NET result, failing which they shall be treated as disqualified.
- (h) The candidates with a Four-Year Bachelor's Degree Programme are allowed to appear in a subject (the List of Subjects and their Codes for UGC-NET December 2025 are given at Appendix-II) in which they want to pursue a Ph.D. irrespective of the discipline in which they have obtained the four-year bachelor's degree.
- (i) Candidates are neither required to send any certificates/documents in support of their eligibility nor printout of their Application Form or Confirmation Page to NTA. However, the candidates, in their own interest, must ensure themselves about their eligibility for the test. In the event of any ineligibility being detected by the UGC/NTA at any stage, their candidature will be cancelled, and they shall be liable for legal action. NTA does not verify the information provided by the candidates during online registration and hence candidature will be purely provisional subject to the fulfillment of eligibility criteria.



राष्ट्रीय परीक्षा एजेंसी National Testing Agency

Excellence In Assessment

- (j) Candidates holding a foreign qualification are advised, in their own interest, to obtain equivalence of their qualification from the University Grants Commission (UGC).

Attention is invited to the University Grants Commission (Recognition and Grant of Equivalence to Qualifications Obtained from Foreign Educational Institutions) Regulations, 2025 published in the Gazette of India on 04th April, 2025. For more clarification candidates are requested contact NET Bureau.

The Candidates with Post-Graduate diploma awarded by an Indian Institute should in their own interest, ascertain the equivalence of their diploma with Master's degree of recognized Indian Universities from Association of Indian Universities (AIU).

3.2 Instructions

- (i) The eligibility in NET will depend on the performance of the candidate in both the sections of UGC-NET in aggregate. However, the candidates qualifying exclusively for 'Assistant Professor and admission to Ph.D.' or for 'admission to Ph.D. only' will not be considered for the award of JRF.

Candidates appearing in UGC-NET should thoughtfully select the various options available in the Application Form.

Candidates who qualify the Test for eligibility for Assistant Professor will be governed by the rules and regulations for recruitment of Assistant Professor of the concerned Universities / Colleges/ State governments, as the case may be.

- (ii) The candidates who qualify for the award of JRF are eligible to pursue research in the subject of their post-graduation or in a related subject and are also eligible for Assistant Professor. The universities, institutions, IITs and other national organizations may select the JRF awardees for full time research work in accordance with the procedure prescribed by them.

- (iii) Junior Research Fellowship: Candidates qualifying for the award of JRF will be eligible to receive fellowship of UGC under various schemes, subject to their finding placement in universities/IITs/Institutions. The validity period of the offer will be three years w.e.f. the date of issue of JRF Award Letter. However, for those candidates who have already joined Ph.D., the date of commencement of Fellowship shall be from the date of declaration of NET result or date of their joining, whichever is later.

- (iv) The National Fellowship for Scheduled Caste Students (NFSC) and National Fellowship for Other Backward Classes (NFOBC) shall be governed by the guidelines available on the official websites of the concerned Ministries.

3.3 Exemption (Eligibility for Assistant Professor)

- (i) NET/SET/SLET shall remain the minimum eligibility condition for recruitment and appointment of Assistant Professors in Universities/Colleges/ Institutions. In this regard, exemption from



राष्ट्रीय परीक्षा एजेंसी National Testing Agency

Excellence In Assessment

NET/SET/SLET will be governed by UGC regulations and amendments notified in the Gazette of India from time to time.

- (ii) The candidates who have passed the UGC/CSIR/ JRF examination prior to 1989 are also exempted from appearing in NET.
- (iii) For SET Candidates: The candidates who have cleared the States Eligibility Test (SET) accredited by UGC for Assistant Professor held prior to 01st June 2002, are exempted from appearing in NET, and are eligible to apply for Assistant Professor anywhere in India. For SET held from 1st June 2002 onwards, the qualified candidates are eligible to apply for the post of Assistant Professor only in the universities/colleges situated in the State from where they have cleared their SET.

3.4 Age Limit and Relaxation

- (i) **JRF: Not more than 30 years as on 01st day of the month in which the examination is concluded i.e. 01.12.2025.**
 - a) A relaxation of upto 5 years is provided to the candidates belonging to OBC-NCL (as per the Central list of OBC available on website: www.ncbc.nic.in) /SC/ST/PwD/PwBD/Third gender categories and to women applicants.
 - b) Relaxation will also be provided to the candidates with research experience, limited to the period spent on research in the relevant / related subject of post-graduation degree, subject to a maximum of 5 years, on production of a certificate from appropriate authority, which should be a recognized Indian university / Institute of National Importance / foreign university which is duly approved / recognized / accredited in its own Country / Public Sector Undertaking of Government of India / State Government in India. The research should not have been carried out towards completion of graduation or post-graduation degree(s).
 - c) Three years' relaxation in age will be permissible to the candidates with L.L.M. degree. A relaxation of upto 5 years is provided to the candidates who have served in the armed forces subject to the length of service in the armed forces upto the first day of the month in which the concerned UGC-NET is, conducted, **i.e., 01.12.2025**. Total age relaxation on the above ground(s) shall not exceed five years under any circumstances.
- (ii) **Assistant Professor:** There is no upper age limit in applying for UGC-NET for Assistant Professor.
- (iii) **Admission to PhD:** There is no upper age limit in applying for UGC-NET for Admission to PhD.



राष्ट्रीय परीक्षा एजेंसी
National Testing Agency

Excellence In Assessment

CHAPTER – 4

[RESERVATIONS]



4. Reservations

4.1 Reservation Policy of the Government of India is applicable to UGC-NET According to this, in the Central Universities and Institutions which are deemed to be Universities, the reservation of seats shall be as follows:

- i. 15% of the seats for Scheduled Caste (SC) candidates.
- ii. 7.5% of seats Scheduled Tribe (ST) candidates.
- iii. 27% of the seats for Other Backward Classes (OBC) Non-Creamy Layer (NCL) candidates as per the Central List*
- iv. 10% of the seats for General-Economically Weaker Sections (General- EWS) candidates.
- v. 05% of the seats in the above-mentioned categories for Persons with Disabilities (PwD) / Persons with Benchmark Disability (PwBD) with 40% or more disability.

Notes:

1. The benefit of reservation for admission to Central Educational Institutions (CEIs) shall be given only to those classes/castes/tribes which are in the respective Central List published by the Government of India from time to time.
2. Other Backward Classes - Non-Creamy Layer (OBC-NCL) are as per the Central list of Other Backward Classes available on National Commission for Backward Classes (NCBC), Government of India website www.ncbc.nic.in Thus, the candidates falling in this list may mention OBC in the Category Column. State list OBC Candidates who are not in OBC-NCL (Central List) must not choose OBC-NCL.
3. Economically Weaker Section (EWS) - This provision would be regulated as per the OM No. 20013/01/2018-BC-II dated January 17, 2019 issued by the Ministry of Social Justice and Empowerment and the OM No. 12-4/2019-U1 dated 17.01.2019 as well as the Letters No 35-2/2019-T.S.I dated 21.01.2019, 01.02.2019, 04.02.2019 and 15.02.2019 of MHRD Department of Higher Education regarding implementation of reservation for Economically Weaker Section (EWS) for admission in Central Educational Institutions (CEIs).

4.2 Provisions relating to Persons with Disability (PwD)/ Persons with Benchmark Disability (PwBD):

4.2.1 The Rights of Persons with Disabilities Act, 2016:

The Gazette of India, Extraordinary Part-II Section 1, Ministry of Law and Justice (Legislative Department) New Delhi dated 28 December 2016 on “The Rights of Persons with Disabilities Act, 2016. The relevant paragraphs of the above Gazette Notification from chapter 1 for consideration are as under:

Para 2 (r) “person with benchmark disability” means a person with **not less than forty percent** of a specified disability where specified disability has not been defined in measurable terms and includes a person with disability where specified disability has been defined in measurable terms, as certified by the certifying authority;

Para 2 (s) “person with disability” means a person with long term physical, mental, intellectual or sensory impairment which, in interaction with barriers, hinders his full and effective participation in society equally with others;

Para 2 (zc) “specified disability” means the disabilities as specified in the Schedule; (Appendix - X) (<https://cdnbbsr.s3waas.gov.in/s3e58aea67b01fa747687f038dfde066f6/uploads/2023/10/202310161053958942.pdf>)



4.2.2 Office Memorandum dated 29 August 2018:

Ministry of Social Justice & Empowerment, Govt. of India, Office Memorandum No. F. No. 34-02/2015-DD-III dated 29 August 2018 for conducting written examination for persons with specified disabilities covered under the definition of Section 2(r) of the RPwD Act, 2016. The relevant paragraphs of the above Office Memorandum for consideration are as under: -

Para IV. The facility of Scribe/Reader/Lab Assistant should be allowed to any person with benchmark disability as defined under section 2(r) of the RPwD Act, 2016 and has limitation in writing including that of speed if so desired by him/her.

In case of persons with benchmark disabilities in the category of blindness, locomotor disability (both arms affected-BA) and cerebral palsy, the facility of scribe/reader/lab assistant shall be given, if so desired by the person.

In case of other category of persons with benchmark disabilities, the provision of scribe/reader/lab assistant can be allowed on production of a certificate to the effect that person concerned has physical limitation to write, and scribe is essential to write examination on his behalf, from the Chief Medical Officer/Civil Surgeon/Medical Superintendent of a Government health care institution as per proforma at Annexure – I.

In case the candidate is allowed to bring his own scribe, the qualification of the scribe should be one step below the qualification of the candidate taking examination. The person opting for own scribe should submit details of the own scribe as per proforma at Annexure-II.

4.2.3 Office Memorandum dated 10 August 2022:

Ministry of Social Justice & Empowerment, Govt. of India, Office Memorandum No F. No. 29- 6/2019-DD-III dated 10 August 2022 for conducting written examination for persons with specified disabilities covered under the definition of Section 2(s) of the RPwD Act, 2016 but not covered under the definition of Section 2(r) of the said Act, i.e. person having less than 40% disability and having difficulty in writing. The relevant paragraphs of the above Office Memorandum for consideration are as under: -

Para 3 (b). The facility of scribe and/or compensatory time shall be granted solely to those having difficulty in writing subject to production of a certificate to the effect that person concerned has limitation to write and that scribe is essential to write examination on his/her behalf from the competent medical authority of a Government healthcare institution as per proforma at Annexure- III.

Para 3 (c). The medical authority for the purpose of certification as mentioned above should be a multi-member authority comprising the following: -

- i. Chief Medical officer/Civil Surgeon /Chief District Medical Officer, Chairperson
- ii. Orthopaedic/PMR specialist
- iii. Neurologist, if available*



राष्ट्रीय परीक्षा एजेंसी National Testing Agency

Excellence In Assessment

- iv. Clinical Psychologist/Rehabilitation Psychologist/ Psychiatrist/Special Educator
- v. Occupational therapist, if available*
- vi. Any other expert based on the condition of the candidate as may be nominated by the Chairperson.

(* the Chief Medical Officer/Civil Surgeon/Chief District Medical Officer may make full efforts for inclusion of neurologists, occupational therapist from the nearest District or the Medical College/Institute, if the same is not available in the District)”

The candidate should fill up the details of scribe as per undertaking proforma at Annexure-IV.

4.2.4 Scribe and Compensatory Time

1. The candidate should have the discretion of opting for his own scribe / reader / lab assistant or request the Examination Body for the same. The examining body may also identify the scribe / reader / lab assistant to make panels at the District / Division / State level as per the requirements of the examination. In such instances the candidates should be allowed to meet the scribe two days before the examinations so that the candidates get a chance to check and verify whether the scribe is suitable or not.
2. Compensatory time and the same should not be less than 20 minutes per hour of examination for persons who are allowed use of scribe / reader / lab assistant. All the candidates with benchmark disabilities who are eligible for availing the facility of scribe in terms of guidelines vide para IV of Para 2.2.2 above may be allowed additional time of minimum of one hour for examination of 3 hours duration whether they use the facility of scribe or not. In case the duration of the examination is less than an hour, then the duration of additional time should be allowed on pro-rata basis. Additional time should not be less than 5 minutes and should be in the multiple of 5”.

Note – Both the guidelines i.e. dated 29 August 2018 (for PwBDs) and dated 10 August 2022 (for PwDs) have other important aspects such as allowing use of assistive devices, proper seating arrangement, accessibility of examination centres etc. which will be followed.

The scribe will help the Candidate in reading the questions and / or keying in the answers as per the directions of the Candidate. A scribe will NEITHER explain the questions NOR suggest any solution to the Candidate.

It is to be noted that the Scribe will be provided by the National Testing Agency (NTA), if requested by the Candidate.

If it is found at any stage that a candidate has availed the services of a scribe and/or availed the compensatory time but does not possess the extent of disability that warrants the use of a scribe and/or grant of compensatory time, the candidate will be excluded from the process of evaluation, ranking.



राष्ट्रीय परीक्षा एजेंसी National Testing Agency

Excellence In Assessment

Note –1: The NTA does not guarantee any change in the category or sub-category (PwD/PwBD status) after the submission of the Online Application Form, and in any case, no change will be entertained by NTA after the declaration of NTA Result for UGC-NET December 2025. Therefore, the candidates are advised to fill in the category/sub-category column very carefully.

Note –2: The extent of “specified disability” in a person shall be assessed in accordance with the “Guidelines for the purpose of assessing the extent of specified disability in a person included under the Rights of Persons with Disabilities Act, 2016.

Note –3: Candidates must note that the benefit of reservation will be given to them subject to verification of documents. If it is discovered at any stage that a candidate has used a false/fake/incorrect document or has furnished false, incorrect or incomplete information, in order to avail the benefit of reservation, then such a candidate shall be excluded from all examination process.



राष्ट्रीय परीक्षा एजेंसी
National Testing Agency

Excellence In Assessment

Chapter 5

[REGISTRATION AND APPLICATION PROCESS]



राष्ट्रीय परीक्षा एजेंसी National Testing Agency

Excellence In Assessment

5.1 Instructions for filling Online Application Form

Candidates have to apply for UGC-NET December 2025 “Online” ONLY by accessing the website: <https://ugcnet.nta.nic.in/>. The Application Form other than online mode would not be accepted in any case.

Only one application is to be submitted by a candidate. More than one application i.e. multiple Application Forms for same subject submitted by a candidate will be rejected.

It is suggested that the candidate should keep the following ready before starting the filling of the Application Form:

Before beginning the process of filling the Online Application Form, read Information Bulletin carefully, keep ready required documents and follow the following instructions:

- ❖ Copy of Board/ University Certificate for Candidate’s Name, Mother’s Name, Father’s Name and Date of Birth.
- ❖ Type of Identification – Bank A/c passbook with photograph/ Passport Number/Ration Card/ Aadhaar Card Number/Voter ID Card Number/ Other Govt ID
- ❖ Qualifying Degree Certificate or last semester marks sheet
- ❖ Your Mailing Address as well as Permanent Address with Pin Code (**Refer Appendix- VI for State Code**)
- ❖ **Four cities** for Centres of your choice (**Refer Appendix-III for Codes**)
- ❖ Code of UGC- NET Subject (**Refer Appendix-II for Code**)
- ❖ Code of subject at Post Graduation level (**Refer Appendix-IV for Code**)
- ❖ Code of Post-Graduation Course (**Refer Appendix-V for Code**)
- ❖ Category Certificate, if applicable
- ❖ Economically Weaker Section (EWS) Certificate, if applicable
- ❖ Person with Disability (PwD)/ Persons with Benchmark Disability (PwBD) Certificate, if applicable
- ❖ e-mail address and Mobile Number of candidate.
- ❖ Scanned images in **JPG/JPEG format only**:

Information Bulletin should be downloaded and read carefully by the candidate to ensure about his/her eligibility and acquaint themselves with requirements for submission of Online Application Form. In order to avoid correction in the particulars in later stage, the candidate should exercise utmost caution while filling up correct details.

5.2 Steps to be followed to apply online:

Step-1: Apply for Online Registration using own Email Id and Mobile No.

Step-2: Fill in the Online Application Form and note down the system generated Application Number. Upload scanned images of: (i) the recent photograph (file size 10Kb – 200Kb) either in colour or black & white with 80% face (without mask) visible including ears against white background; (ii) candidate’s signature (file size: 10kb – 50kb) and Pwd/PwBD Disability Certificate/UDID with both side in same pdf (file size: 50kb – 300kb).

Step-3: Pay fee using **SBI/ CANARA/ ICICI/ HDFC Bank/Debit Card/Credit Card/UPI** and keep proof of fee paid.



राष्ट्रीय परीक्षा एजेंसी National Testing Agency

Excellence In Assessment

All the 3 Steps can be done together or at separate timings. The submission of Application of a candidate could be considered as successful and his/her candidature would be confirmed only on the successful transaction/receipt of the prescribed application fee from him/her.

Note:

- (i) The final submission of Online Application Form will remain incomplete if Step - 2 and Step-3 are not completed, such Application Forms will stand rejected and no correspondence on this account will be entertained.
- (ii) No request for refund of fee once remitted by the candidate will be entertained.
- (iii) The entire application process of UGC – NET December 2025 is online, including uploading of scanned images, Payment of Fees and Printing of Confirmation page. Therefore, candidates are not required to send/submit any document(s) including Confirmation page to NTA through Post/Fax/By Hand/E-mail.
- (iv) Candidates are advised to keep visiting the NTA's website regularly for latest updates and to check their e-mails.
- (v) The NTA can make use of the data generated for the purpose of research and analysis.
- (vi) All the candidates who have submitted the online application and paid the Examination fee till last date will be allowed to appear in UGC – NET December 2025 and their Admit Cards will be uploaded on the website as per schedule.
- (vii) NTA does not verify the information filled by the candidates in the Application Form nor verifies any certificate of category/educational qualification for deciding the eligibility of candidates.
- (viii) The certificates of educational qualification and category (if applied under reserved category) will be verified by the concerned institution. The candidates are, therefore, advised to ensure their eligibility and the category (if applying under reserved category).
- (ix) The NTA will, in no way, be responsible for any wrong/incorrect information furnished by the candidate(s) in his/her Online Application Form. The letter/emails/WhatsApp Message/Public Grievance in this regard will not be entertained by the NTA.

5.3 Procedure for Filling Application Form

Part I: Registration Page

Fill in the basic information and note down the system generated Application No.

- (i) Candidate's Name/ Mother's Name/ Father's Name as given in the Class X certificate or equivalent Board/ University Certificate in capital letters.
- (ii) Date of Birth in DD/MM/YYYY format as recorded in Class X certificate or equivalent Board/ University certificate.
- (iii) Mobile Number and e-mail Address - Candidates must provide their own MobileNumber and e-mail address.

Note: Only one registered e-mail address and one Mobile Number are valid for correspondence.

Part II: Fill in the complete Application Form

- (i) Other Backward Classes (OBC) - Non-Creamy Layer as per the Central List of Other Backward Classes available on National Commission for Backward Classes (NCBC), Government of India website (www.ncbc.nic.in). Thus, the candidates falling in this list may mention OBC in the Category Column. State list OBC Candidates who are not in OBC-NCL (Central List) must choose General.



राष्ट्रीय परीक्षा एजेंसी National Testing Agency

Excellence In Assessment

(ii) Economically Weaker Section (EWS) - As per the OM No. 20013/01/2019-BC-II dated January 17, 2019 issued by the Ministry of Social Justice and Empowerment and the OM No. 12-4/2019-U1 dated 17.01.2019 as well as the Letters No 35-2/2019-T.S.I dated 21.01.2019, 01.02.2019, 04.02.2019 and 15.02.2019 of MHRD Department of Higher Education (which is now known as Ministry of Education) regarding implementation of reservation for Economically Weaker Section (EWS) for admission in Central Educational Institutions .

(iii) Provide a complete postal address with PIN Code (Correspondence Address as well as Permanent Address) for further correspondence. PIN code of Correspondence Address should be given in the space provided for this purpose.

Note: The NTA shall not be responsible for any delay/loss in postal transit or for an incorrect Correspondence address given by the Applicant on the Application Form.

Choice of Cities for Examination Centres:

➤ The City of Examination Centres where the test shall be conducted are given at Appendix-III. It is mandatory for candidates to select four cities of their choice while filling the Online Application Form of UGC-NET December 2025. Effort will be made to allot Centre of Examination to the candidates in order of the city choice opted by them in their Application Form. However, due to administrative reasons, a different city may also be allotted.

Part III: Uploading of Scanned Images

I. Candidate's Photograph to be uploaded.

- Photograph should not be done with a cap or goggles. The photograph should cover 80% of the face (without mask) visible including ears against white background.
- Spectacles are allowed if being used regularly.
- Polaroid and Computer-generated photos are not acceptable.
- Applications not complying with these instructions or with unclear photographs are liable to be rejected.
- Candidates may please note that if it is found that photograph uploaded is fabricated i.e. de-shaped or seems to be hand-made or computer made, the form of the candidate will be rejected and the same would be considered as using unfair means and the candidate would be dealt with accordingly.
- Application without photograph shall be rejected. The photograph need not be attested. Candidates are advised to take 6 to 8 passport size-colored photographs with a white background.
Note: Passport size photograph is to be used for uploading on Online Application Form and also for pasting on Attendance Sheet at the Examination centre. **The candidate should scan his/her**



राष्ट्रीय परीक्षा एजेंसी National Testing Agency

Excellence In Assessment

passport size photograph for uploading. File size must be between (10 kb to 200 kb).

II. Candidate's Signature to be uploaded

- The candidates are required to upload the full signature in running handwriting in the appropriate box given in the Online Application Form. Writing full name in the Box in Capital letters would not be accepted as signature and the Application Form would be rejected. Further, unsigned Online Application Forms will also be rejected.
- The candidate should put his full signature on white paper with Blue/Black Ink pen and scan for uploading. File size must be between (10 kb to 50 kb).

Note: Candidate must ensure that the uploaded images are clear and proper

III. Uploading of copy of Pwd/PwBD Disability Certificate/UDID with both side in single pdf.

- Candidates are required to upload their Pwd/PwBD Disability Certificate/UDID with both side in same pdf (file size: 50kb – 300kb).

5.4 Check List for filling the Online Application Form

The candidates are advised to ensure the following points before filling the Online Application Forms:

- I. Whether they fulfil the eligibility conditions for the Test as prescribed under the heading 'Conditions of Eligibility'.
- II. That they have filled their gender and category viz General/OBC (Non-Creamy Layer)/SC/ST/Gen-EWS/ Male/Female/Third gender, in the relevant column correctly.
- III. That they have filled their Subject and City of Examination in the relevant column correctly.
- IV. That the Person with Disability (PwD) / Persons with Benchmark Disability (PwBD) candidate has filled the relevant column in the Online Application Form. Only PwD/PwBD candidates have to fill this column, and the others have to leave it blank.
- V. **Whether they have kept a Printout of Application Form (confirmation page) for their own record for future references.**

5.5 Important Points to Note

- i. The Candidates should fill their complete postal address with PIN Code for further correspondence.
- ii. The Candidate must ensure that e-mail address and Mobile Number provided in the Online Application Form are their own (which cannot be changed later) as communication may be sent by NTA through e-mail or SMS.
- iii. The Candidate should not give the postal address, Mobile Number or e-mail ID of Coaching Centre in the Online Application Form.



राष्ट्रीय परीक्षा एजेंसी National Testing Agency

Excellence In Assessment

- iv. In order to appear in UGC-NET December 2025, the candidates are required to apply 'online'. The Application Form other than online mode shall not be accepted. No change will be accepted through offline mode i.e. through fax/application including e-mail etc.
- v. Online submission of application may be done by accessing the NTA official website: ugcnet.nta.nic.in.
- vi. Online Application Form cannot be withdrawn once it is submitted successfully.
- vii. Application Form of candidates who do not fulfil the eligibility criteria shall be rejected.
- viii. A candidate is allowed to submit only one Application Form. If a candidate submits more than one Application Form, the candidature is likely to be cancelled.
- ix. **Request for change in any particular in the Application Form shall not be entertained after closing of the correction window.**

Note: A chance will be given to the candidates to correct/modify/edit some of the particular(s) of the Application Form online only, after submission of Application Form. Candidates are advised to keep visiting the NTA website regularly for any updates.

- x. The City of Examination Centres where the test shall be conducted are given in the Information Bulletin. The Cities indicated for the entrance Examination should be carefully chosen by the candidate, as no change will be allowed once application is submitted.
- xi. Selection of a candidate in the test is provisional, subject to being found otherwise eligible for admission.
- xii. In case a candidate is found providing incorrect information or the identity is proved to be false at any time in the future, the candidate shall face penal action as per the law.
- xiii. The Candidates are not required to send/ submit the confirmation page of Online Application Form to the NTA. However, he/she is advised to retain the following documents with them as reference for future correspondence:
 - ❖ **At least four printouts of the Confirmation Page of Online Application Form.**
 - ❖ **Proof of fee paid.**
 - ❖ **Photographs (same as uploaded on the Online Application Form) – 6 to 8 passport size photographs need to be kept aside.**
 - ❖ **The name on the photo identification must match with the name as shown on the Admit Card. If the name has been changed due to events such as marriage, candidate must show the relevant document at the time of exam. Marriage Certificate / Divorce / Decree / Legal Name Change Document.**



राष्ट्रीय परीक्षा एजेंसी National Testing Agency

Excellence In Assessment

5.6 Provision of Government ID other than Aadhaar

- The Aadhaar number is only one of the types of identification and is not mandatory. Candidates may also enter Passport number, PAN Card, Driving Licence or any other valid Government identity number.

5.7 Admit Card for UGC-NET December 2025

- 1) The Admit Card would be issued provisionally to the candidates of UGC-NET December 2025, subject to fulfilment of eligibility criteria.
- 2) The candidate has to download the Admit Card from the NTA website and appear for the Examination at the given Centre on date, shift, time and discipline as indicated in his/her Admit Card.
- 3) No candidate will be allowed to appear at the examination centre, on Date and Timings other than that allotted to them in their Admit card.
- 4) In case a candidate is unable to download Admit Card from the website, he/she may approach the Help Line of NTA between 09:30 am to 5:30 pm or write to NTA at: <https://ugcnet.nta.nic.in/>.
- 5) The candidates are advised to read the Instructions Given in the Admit Card carefully in advance of the exam day and follow them during the conduct of the examination.
- 6) In case of any discrepancy in the particulars of the candidate or his/her photograph and signatures shown in the Admit Card and Confirmation Page, the candidate may immediately approach the Help Line between 09:30 am to 5:30 pm. In such cases, candidates would appear in the Examination with the already downloaded Admit Card.

Note:

- a. Candidate may please note that Admit Cards will not be sent by post.
- b. In no case, the duplicate Admit Card for UGC – NET December 2025 would be issued at the Examination Centre(s).
- c. Candidate must not mutilate the Admit Card or change any entry made therein.
- d. Candidates are advised to preserve their Admit Cards in good condition for future reference.**
- e. No Admit Card shall be issued to the candidates whose Applications are found to be incomplete for any reasons (including indistinct/ doubtful photographs/unsigned Applications) or who do not fulfil the eligibility criteria for the examination.
- f. Issue of Admit Cards, however, shall not necessarily mean acceptance of eligibility which shall be further scrutinized at subsequent stages of admission process.



5.8 Conduct of Exam

Candidates are advised to go through the instructions given on the Admit Card carefully before going for the Examination.

5.8.1 Documents to be brought to the Examination Centre

- Candidates must bring the following documents to the Test Centre
- Printed copy of Admit Card downloaded from NTA website.
- One passport size photograph (same as uploaded on the Online Application Form) for pasting on the specific space in the Attendance Sheet at Centre during the Examination. Any one of the authorized photo IDs (must be original, valid and non- expired) – PAN card/ Driving License/Passport/ Aadhaar Card (With photograph)/ Aadhaar). The name on the photo identification must match the name as shown on the Admit Card.

If the name has been changed due to events such as marriage, candidate must show the relevant document at the time of exam. Marriage Certificate/ Divorce/ Decree/ Legal Name Change Document.

- PwD/PwBD certificate issued by the Competent Authority, if claiming the relaxation under PwD/PwBD category.

5.8.2 Reporting Time and other Important Instructions

- The candidates shall report at the Examination Centre two hours before the commencement of the examination so as to complete the frisking and registration formalities well before time. The registration desk will be closed 30 minutes prior to the examination.
- Candidates shall not be permitted to enter in the Examination Centre as per stipulated time mention in the admit card.
- Candidates are also advised to report at the Examination Hall/Room in the Examination as per stipulated time mention in the admit card.
- The candidates are advised to read the instructions on the Admit Card carefully and follow them during the conduct of the examination.
- Candidates should take their seat immediately after opening of the Examination Hall. If the candidates do not report in time due to any reason i.e. traffic jam, train/bus delay etc., they are likely to miss some of the general instructions to be announced in the Examination Rooms/Halls. The NTA shall not be responsible for any delay.
- The candidate must show, on demand, the Admit Card downloaded/printed from the NTA website for admission in the examination room/hall. The Test Centre Staff on duty is authorized to verify the identity of candidates and may take steps to verify and confirm the identify credentials. Candidates are requested to extend their full cooperation. A candidate who does not possess the valid Admit



राष्ट्रीय परीक्षा एजेंसी National Testing Agency

Excellence In Assessment

Card shall not be permitted for the examination under any circumstances by the Centre Superintendent.

- A seat indicating Roll Number will be allotted to each candidate. Candidates should find and sit on their allocated seat only. In case of a candidate who changes room/hall or the seat on his/her own other than the one allotted, candidature shall be cancelled, and no plea would be accepted for it.
- The candidate should ensure that the question paper available on the computer is as per his/her opted subject indicated in the Admit Card. In case, the subject of question paper is other than his/her opted subject, the same may be brought to the notice of the Invigilator concerned.
- Candidate may approach the Centre Superintendent/Invigilator in the room for any technical assistance, first aid emergency or any other information during the course of examination.
- For any queries or issues regarding the Computer Based Test, the candidates may contact on Helpline Numbers (011 – 40759000) available on UGC-NET website.
- For those who are unable to appear on the scheduled date of test for any reason, re-test shall not be held by the NTA under any circumstances.

5.9 Computer Based Test (CBT) Guidelines

The CBT Guidelines are provided in Appendix – VII. Please read them carefully and practice the same with Mock Test through: <https://www.nta.ac.in/Quiz>.



राष्ट्रीय परीक्षा एजेंसी
National Testing Agency

Excellence In Assessment

Chapter 6

[KEY CHALLENGES AND RESULT]



राष्ट्रीय परीक्षा एजेंसी National Testing Agency

Excellence In Assessment

6.1 Display of Provisional Answer Key(s) for Challenges

- NTA will display Provisional Answer Key(s) & Question Paper attempted by the candidates on the NTA's website <https://ugcnet.nta.nic.in/>. Exact date shall be displayed on the NTA's website for the same after the commencement of the examination. The Provisional Answer Key(s) are likely to be displayed for two to three days.
- **The Candidates will be required to pay online an amount of Rs. 200/- (Rupees Two Hundred Only) per answer key challenged, as processing fee. Non-Refundable.**
- Only paid challenges made during the stipulated time through the key challenge link will be considered. Challenges without justification/evidence/after stipulated time period and those filed on any other medium other than the prescribed link will not be considered.
- The NTA decision on the challenges shall be final and no further communication will be entertained. NTA will not inform the Candidates individually about the outcome of the challenges made.
- The subject experts will examine all the challenges received and then a final answer key will be displayed and declared.
- **The result will be compiled based on the final answer key declared. No grievance with regard to answer key(s) after the declaration of result/NTA Score of UGC-NET December 2025 will be entertained.**

6.2 Display of Recorded Responses

- The NTA will display the Question Paper and attempted recorded responses by the candidates on the NTA website ugcnet.nta.nic.in prior to declaration of result. The Question paper attempted and recorded responses are likely to be displayed for two to three days. Candidates are advised to download the response sheet for the future. No copy of the response sheet will be provided by NTA after the declaration of results under the RTI Act.

6.3 Procedure and Criteria for declaration of result

1) The following steps will be followed for the preparation of Result

Step I: The number of candidates to be qualified for eligibility for Assistant Professor shall be equal to 6% of the candidates appeared in NET (in both the papers) on the basis of their Master's Degree or equivalent examination.

Step II: The total slots shall be allocated to different categories as per the reservation policy of Government of India.

Step III: In order to be considered, the candidate must have appeared in both the papers and secured at least 40% aggregate marks in both the papers taken together for General (Unreserved) / General-



राष्ट्रीय परीक्षा एजेंसी National Testing Agency

Excellence In Assessment

EWS category candidates and at least 35% aggregate marks in both the papers taken together for all candidates belonging to the reserved categories (viz., SC, ST, OBC (belonging to Non-Creamy Layer), PwD/PwBD and Third gender).

Step IV: The number of candidates to be declared qualified in any subject for a particular category is derived as per the methodology illustrated below:

Example: Number of candidates to be declared qualified for Eligibility for Assistant Professor in the subject 'Economics' for the Scheduled Caste (SC) category	Number of candidates* belonging to SC category who secure at least 35% aggregate marks in both the papers taken together in 'Economics' (x) Total slots derived for SC category as per Step II (÷) Total number of candidates* belonging to SC category over all subjects who secure at least 35% aggregate marks in both the papers taken together.
---	--

The aggregate percentage of the two papers corresponding to the number of slots arrived at, shall determine the qualifying cut-off for Eligibility for Assistant Professor 'in 'Economics' for the SC category. Similar yardstick shall be employed for deriving the subject-wise qualifying cut-offs for all categories.

Step V: The total number of slots available for awarding JRF is allocated among different categories as per the reservation policy of Government of India.

It may be noted that, notwithstanding the above, the qualifying criteria as decided by UGC is final and binding. Result of the examination shall be hosted on NTA website; <https://ugcnet.nta.nic.in/>. The candidates will not be individually intimated about their result.

***Appearing on the basis of their master's degree or equivalent examination.**

2) Normalization procedure (Appendix – VIII & IX whichever is applicable):

- For multi-shift papers, raw marks obtained by the candidates in different shifts/sessions will be converted to NTA Score (percentile).
- The detailed procedure on NTA Score being adopted is available on NTA website under Normalization procedure based on Percentile Score.
- In case a subject test is conducted in multi-shifts, NTA Score will be calculated corresponding to the raw marks obtained by a candidate. The calculated NTA Score for the Raw Marks for all the shifts/sessions will be merged for further processing for deciding the allocation.
- In the events of the percentiles for the multi-shifts being dissimilar / unequal, the lowest will be the eligibility cut-off for that category for all candidates (i.e. all shifts).

For Example: In the examination held in two shifts, if the 40% marks correspond to a Percentile score of 78 in Shift 1 and 79 in Shift 2, then all those equal to or above 78 percentiles (Percentile



राष्ट्रीय परीक्षा एजेंसी National Testing Agency

Excellence In Assessment

score of 100 to 78) in both shifts will become eligible in General Category. Similar methods will be adopted for the other categories to determine eligibility cut-offs. In case the examination is held in a greater number of shifts the same principle shall apply.

3) Re-Evaluation/Re-Checking of result

- There shall be no re-evaluation/re-checking of the result. No correspondence in this regard shall be entertained.



राष्ट्रीय परीक्षा एजेंसी
National Testing Agency

Excellence In Assessment

Chapter 7

**[UNFAIR MEANS PRACTICES AND
BREACH OF EXAMINATION RULES]**



7.1 Unfair Means Practices and Breach of Examination Rules

Definition

- Unfair Means Practice is an activity that allows a candidate to gain an unfair advantage over other candidates. It includes, but is not limited to:
- Being in possession of any item or article which has been prohibited or can be used for Unfair Practices including any stationery item, communication device, accessories, eatable items, ornaments or any other material or information relevant or not relevant to the Examination in the paper concerned.
 - Using someone to write Examination (impersonation) or preparing material for copying;
 - Breaching Examination rules or any direction issued by NTA in connection with UGC-NET Examination.
 - Assisting other candidates to engage in malpractices, giving or receiving assistance directly or indirectly of any kind or attempting to do so.
 - Writing questions or answers on any material given by the Centre Superintendent for writing answers.
 - Contacting or communicating or trying to do so with any person, other than the Examination Staff, during the Examination time in the Examination Centre.
 - Threatening any of the officials connected with the conduct of the Examination or threatening any of the candidates.
 - Using or attempting to use any other undesirable method or means in connection with the examination.
 - Manipulation and fabrication of online documents viz. Admit Card, Self-Declaration, etc.
 - Forceful entry in /exit from Examination Centre/Hall.
 - Use or attempted use of any electronic device after entering the Examination Centre.
 - Affixing/uploading of wrong/morphed photographs/signatures on the Application Form/Admit Card/Proforma.
 - Creating obstacles in smooth and fair conduct of examination.
 - Any other malpractices declared as Unfair Means by the NTA.

Disclaimer- The decision of NTA shall be final and binding for declaration of any person / candidate guilty of foregoing or such offence as shall be classified as Unfair Means Case (UMC).

7.2 Punishment for using unfair means practices

- If a candidate indulges in any of the above or similar practices during the course of, before, or after the examination, he/she shall be deemed to have used unfair practices and thus shall be booked under the UNFAIR MEANS (UFM) case. The candidate would be debarred for upto 3 years from all NTA exams in the future and shall also be liable for criminal action and /or any other action as deemed fit.



7.3 Cancellation of result

- The result of UGC-NET December 2025 of the candidate(s) who indulges in Unfair means Practices will be cancelled and will not be declared. Similarly, the result of those candidates who appear from the Centre other than the one allotted to them or allow another candidate/person to write the exam on his/her behalf will be cancelled. No plea will be entertained in this regard.



राष्ट्रीय परीक्षा एजेंसी
National Testing Agency

Excellence In Assessment

Chapter 8

[Miscellaneous]



राष्ट्रीय परीक्षा एजेंसी National Testing Agency

Excellence In Assessment

8.1 Grievance / Correspondence with NTA

- All grievances or correspondence related to the examination should be addressed to ugcnet@nta.ac.in. The communication should not be anonymous and must contain the name, Registration/Application Number, postal address, and valid contact number of the sender. The grievance or correspondence should strictly pertain to matters related to the examination or the examination centre. Communication shall not be entertained from individuals claiming to be representatives, associates, or officials of the applicant/candidate.

The following information shall not be revealed by phone or email:

- i. Internal documentation or status.
- ii. Internal decision-making process of NTA, including any claim or counterclaim thereof.
- iii. Dates and venue of internal meetings, or the names of staff/officers dealing with the matter.
- iv. Any other information which, in the opinion of NTA, cannot be disclosed.

8.2 NTA Weeding Out Rules

- The record of **UGC-NET December 2025** will be preserved upto 90 days from the date of declaration of result.

8.3 Legal Jurisdiction

- All disputes pertaining to the conduct of UGC-NET December 2025. Examinations including Results shall fall within the jurisdiction of Delhi/New Delhi only. Further, any legal issues arising out of the Examination shall be entertained only when raised within 30 days from the declaration of result.
- The Director (Administration) of the NTA shall be the official by whose designation the NTA may sue or be sued.



राष्ट्रीय परीक्षा एजेंसी
National Testing Agency

Excellence In Assessment

Annexure



राष्ट्रीय परीक्षा एजेंसी National Testing Agency

Excellence In Assessment

Annexure – I

(Ministry of Social Justice & Empowerment, Govt. of India F. No. 29-6/2019-DD-III dated 10 August 2022)

Certificate for person with specified disability covered under the definition of Section 2 (s) of the RPwD Act, 2016 but not covered under the definition of Section 2(r) of the said Act, i.e. persons having less than 40% disability and having difficulty in writing.

This is to certify that, we have examined Mr/Ms/Mrs (Name of the candidate), S/o /D/o, a resident of (Vill/PO/ PS/ District/ State), aged years, a person with (nature of disability/condition), and to state that he/ she has limitation which hampers his/her writing capability owing to his/her above condition. He/she requires support of scribe for writing the examination.

2. The above candidate uses aids and assistive device such as prosthetics & orthotics, hearing aid (name to be specified) which is /are essential for the candidate to appear at the examination with the assistance of scribe.

3. This certificate is issued only for the purpose of appearing in written examinations conducted by recruitment agencies as well as academic institutions and is valid upto _____ (it is valid for maximum period of six months or less as may be certified by the medical authority).

Signature of medical authority

(Signature & Name)	(Signature & Name)	(Signature & Name)	(Signature & Name)	(Signature & Name)
Orthopaedic / PMR specialist	Clinical Psychologist/ Rehabilitation Psychologist/Psychiatrist / Special Educator	Neurologist (if available)	Occupational therapist (if available)	Other Expert, as nominated by the Chairperson (if any)
(Signature & Name)				
Chief Medical Officer/Civil Surgeon/Chief District Medical Officer.....Chairperson				

Name of Government Hospital/Health Care Centre with Seal

Place:

Date:



LETTER OF UNDERTAKING FOR USING OWN SCRIBE

(More Than 40%)

I _____, a candidate with _____ (name of the disability) appearing for the _____ (name of the examination) bearing Application No. _____ at _____ (name of the centre) in the district _____, _____ (name of the State). My qualification is _____.

I do hereby state that _____ (name of the scribe) will provide the service of scribe/reader/lab assistant for the undersigned for taking the aforesaid examination.

I do hereby undertake that his qualification is _____. In case, subsequently, it is found that his qualification is not as declared by the undersigned and is beyond my qualification, I shall forfeit my right to the admission and claims relating thereto.

(Signature of the candidate with disability)

Place:

Date:

Photograph of Scribe

(Self-Attested Photograph)

Name of Scribe	ID of the Scribe	ID Number



राष्ट्रीय परीक्षा एजेंसी
National Testing Agency

Excellence In Assessment

Annexure - III

(Ministry of Social Justice & Empowerment,
Govt. of India
F. No. 29-6/2019-DD-III dated 10 August 2022)

Letter of Undertaking by the person with specified disability covered under the definition of Section 2 (s) of the RPwD Act, 2016 but not covered under the definition of Section 2(r) of the said Act, i.e. **persons having less than 40% disability and having difficulty in writing.**

I _____, a candidate with _____ (nature of disability/condition) appearing for the _____ (name of the examination) bearing Roll No. _____ at _____ (name of the centre) in the district _____, _____ (name of the State). My educational qualification is _____.

I do hereby state that _____ (name of the scribe) will provide the service of scribe for the undersigned for taking the aforementioned examination.

I do hereby undertake that his qualification is _____. In case, subsequently it is found that his qualification is not as declared by the undersigned and is beyond my qualification. I shall forfeit my right to the post or certificate/diploma/degree and claims relating thereto.

(Signature of the candidate)

(counter signature by the parent/guardian, if the candidate is minor)

Place:

Date:



राष्ट्रीय परीक्षा एजेंसी
National Testing Agency

Excellence In Assessment

Appendices



Procedure for Online Payment of Fee and Helpline for Payment related Queries

1. Processing Charges and Goods and Service Taxes (GST) and Procedure for Payment of Fee Mode of Payment of Fee/ Service Provider and Service/Processing charges & GST

S. No	Mode of Payment	HDFC BANK		STATE BANK OF INDIA		CANARA BANK		ICICI BANK			
		1	Net Banking	HDFC	NIL Charge	SBI	Rs.5.00+GST	Other Banks (Including Canara Bank)	Rs.13 + GST	ICICI	NIL Charge
		Other Banks	NIL Charge	Other Banks	Rs 5.00+GST	HDFC, ICICI, SBI, AXIS	Rs.17 + GST	Other Banks	4.00 + GST		
2	Debit Cards	HDFC	Transaction up to	Nil	Nil	Visa/Master	Transaction up to Rs.2000/-	Nil	Nil		
		Other Banks	Rs 2000/-				0%			Transaction above Rs.2000/-	0.40% + GST
			Transaction above Rs 2000/-				0%				0.85% + GST
										Rupay	NIL Charge
3	Credit Cards	Domestic	Nil Charge	Domestic	0.80% + GST (Minimum Rs 11/-)	Domestic	1.10% + GST	Domestic	0.40% of Transaction value		
		International	Nil Charge	International	3.50% of Fee+ GST (Minimum Rs 11/-)			International	2.35% of Transaction value		
4	Unified Payment Interface (UPI)	Nil Charge		NIL Charge		NIL Charge		NIL Charge			

Prescribed Examination Fee (please see the Information at a Glance) can be paid through any Bank/Payment Gateway in any Payment Mode [service/processing charges per transaction & GST applicable are to be paid by the candidate, except for payment made through debit card (Visa/Master):

2. Helplines:

(a) If Paying through State Bank of India (SBI):

Level	Name	Email ID	Contact Number
1	Helpdesk3	sbi.00727@sbi.co.in	011-26391804
2	Customer Care	agmcustomer.lhodel@sbi.co.in	1800112211
3	Through SMS	UNHAPPY (add text)	8008202020



(b) If paying through Canara Bank:

Level	Name	Email ID
1	Help Desk	pgsupport@billdesk.com ; dssrosdel@canarabank.com ; tmscodel@canarabank.com ; cb0268@canarabank.com ;
2	Complaint Management Services	pgsupport@billdesk.com dssrosdel@canarabank.com ; tmscodel@canarabank.com ; cb0268@canarabank.com
3	Customer Care	pgsupport@billdesk.com dssrosdel@canarabank.com ; tmscodel@canarabank.com ; cb0268@canarabank.com
4	Through SMS	---

(c) If Paying through HDFC Bank:

Level	Name	Email ID	Contact Number
1.	PG Service	Pg.service@hdfcbank.com	-
2.	Pradeep Yadav	Pradeep.yadav10@hdfcbank.com	9625622301
3.	Vivek Chandra	vivek.chandra@hdfcbank.com	7838748226

(d) If Paying through ICICI Bank:

Level	Name	Email ID	Contact Number
1.	Customer support Helpline number (9AM to 6PM)	pgsupport.ind@worldline.com	18602332332

(e) NTA Helpdesk Contact details (in case the payment related issues are not resolved through the above-mentioned Helplines of the concerned Bank/Payment Gateway Integrator)

Email: ugenet@nta.ac.in.

Phone No.: 011-40759000

3. Procedure to raise payment related Grievance:

After (successful completion of all the Steps, Confirmation Page of the Application Form, should be downloaded and a printout of the same may be retained for future reference. The Confirmation Page of the online Application Form could be generated **only after successful payment by the Candidate**.

In case the Confirmation Page is not generated after payment of prescribed Fee, then the candidate should approach the concerned Bank/Payment Gateway integrator (in the helpline number and email given in APPENDIX- I of the Information Bulletin), for ensuring the successful payment. In spite of above, if successful transaction is not reflected on the Portal, the candidate may contact NTA Helpline. If the payment issue is still not resolved, the candidate may pay second time.

However, any duplicate payment received from the candidate by NTA in course of said transactions will be refunded through the same payment mode through which the duplicate payment is received, after fee reconciliation by NTA.



राष्ट्रीय परीक्षा एजेंसी
National Testing Agency

Excellence In Assessment

4. Information to be provided by the Candidate while raising any payment related query/grievance through QRS/email/Helplines: -

- a. Name of the Bank and /or payment Gateway.
- b. Date and time of the transaction
- c. Transaction Number
- d. Bank Reference Number
- e. Proof of transaction
- f. Screenshot from the payment portal (in case of payment failure)



List of UGC- NET Subjects and their Codes

Note: Syllabi for all NET Subjects can be downloaded from the UGC website: <https://www.ugcnetonline.in/syllabus-new.php> National Testing Agency will not send the syllabus to individual candidates.

S. No.	Subject	Subject Code
1	Adult Education/ Continuing Education/ Andragogy/ Non-Formal Education.	46
2	Anthropology	07
3	Arab Culture and Islamic Studies	49
4	Arabic	29
5	Archaeology	67
6	Assamese	36
7	Bengali	19
8	Bodo	94
9	Buddhist, Jaina, Gandhian and Peace Studies	60
10	Chinese	32
11	Commerce	08
12	Comparative Literature	72
13	Comparative Study of Religions	62
14	Computer Science and Applications	87
15	Criminology	68
16	Defence and Strategic Studies	11
17	Dogri	33
18	Economics / Rural Economics /Co-operation / Demography / Development Planning/Development Studies / Econometrics/ Applied Economics / Development Economics /Business Economics	01
19	Education	09
20	Electronic Science	88
21	English	30
22	Environmental Sciences	89
23	Folk Literature	71
24	Forensic Science	82
25	French (French Version)	39
26	Geography	80
27	German	44
28	Gujarati	37
29	Hindi	20
30	Hindu Studies	102
31	History	06



राष्ट्रीय परीक्षा एजेंसी National Testing Agency

Excellence In Assessment

S. No.	Subject	Subject Code
32	Home Science	12
33	Human Rights and Duties	92
34	Indian Culture	50
35	Indian Knowledge System	103
36	Japanese	45
37	Kannada	21
38	Kashmiri	84
39	Konkani	85
40	Labour Welfare / Personnel Management / Industrial Relations/ Labour and Social Welfare / Human Resource Management	55
41	Law	58
42	Library and Information Science	59
43	Linguistics	31
44	Maithili	18
45	Malayalam	22
46	Management (including Business Admn. Mgt./Marketing / Marketing Mgt. / Industrial Relations and Personnel Mgt. / Personnel Mgt. / Financial Mgt. /Co-operative Management)	17
47	Manipuri	35
48	Marathi	38
49	Mass Communication and Journalism	63
50	Museology & Conservation	66
51	Music	16
52	Nepali	34
53	Oriya	23
54	Pali	83
55	Performing Art - Dance/Drama/Theatre	65
56	Persian	42
57	Philosophy	03
58	Physical Education	47
59	Political Science	02
60	Politics including International Relations/International Studies including Defence / Strategic Studies, West Asian Studies, Southeast Asian Studies, African Studies, South Asian Studies, Soviet Studies, American Studies.	90
61	Population Studies	15
62	Prakrit	91
63	Psychology	04
64	Public Administration	14



राष्ट्रीय परीक्षा एजेंसी National Testing Agency

Excellence In Assessment

S. No.	Subject	Subject Code
65	Punjabi	24
66	Rajasthani	43
67	Russian	41
68	Sanskrit	25
69	Sanskrit traditional subjects (including Jyotisha/Sidhanta Jyotish/ Navya Vyakarna/ Vyakarna/ Mimansa/ Navya Nyaya/ Sankhya Yoga/ Tulanatmaka Darsan/ Shukla Yajurveda/ Madhav Vedant/ Dharmasasta/ Sahitya/ Puranotihasa /Agama).	73
70	Santali	95
71	Sindhi	101
72	Social Medicine & Community Health	81
73	Social Work	10
74	Sociology	05
75	Spanish	40
76	Tamil	26
77	Telugu	27
78	Tourism Administration and Management.	93
79	Tribal and Regional Language/Literature	70
80	Urdu	28
81	Visual Art (including Drawing & Painting/Sculpture Graphics/Applied Art/History of Art)	79
82	Women Studies	74
83	Yoga	100
84	Disaster Management	104
85	Ayurveda Biology	105

The candidates with Master's Degree in Geography (with specialization in Population Studies) or Mathematics/ Statistics are also eligible to appear in the subject "Population Studies" (Code 015).

***The candidates with Master's Degree in Humanities (including languages) and Social Sciences are eligible to appear in subject "Women Studies" (Code 074).

Note: General Paper on Teaching and Research Aptitude (Paper-I) is compulsory for all.



List of Exam Cities for Centres of UGC-NET December 2025

Examination will be held at the following cities, provided there are sufficient numbers of candidates in the city.

S. No.	Zone	State	City Code	City
1	East 1	Bihar	BR09	Arrah
2	East 1	Bihar	BR01	Aurangabad (Bihar)
3	East 1	Bihar	BR02	Bhagalpur
4	East 1	Bihar	BR04	Darbhangha
5	East 1	Bihar	BR05	Gaya
6	East 1	Bihar	BR06	Muzaffarpur
7	East 1	Bihar	BR07	Patna
8	East 1	Bihar	BR08	Purnea
9	East 1	Bihar	BR41	Rohtas
10	East 1	Bihar	BR12	Samastipur
11	East 1	Jharkhand	JH01	Bokaro Steel City
12	East 1	Jharkhand	JH02	Dhanbad
13	East 1	Jharkhand	JH05	Hazaribagh
14	East 1	Jharkhand	JH03	Jamshedpur
15	East 1	Jharkhand	JH15	Ramgarh
16	East 1	Jharkhand	JH04	Ranchi
17	East 1	Odisha	OR10	Angul
18	East 1	Odisha	OR20	Balangir
19	East 1	Odisha	OR01	Balasore (Baleswar)
20	East 1	Odisha	OR21	Baragarh
21	East 1	Odisha	OR12	Baripada/Mayurbanj
22	East 1	Odisha	OR03	Berhampur-Ganjam
23	East 1	Odisha	OR11	Bhadrak
24	East 1	Odisha	OR04	Bhubaneswar
25	East 1	Odisha	OR05	Cuttack
26	East 1	Odisha	OR06	Dhenkanal
27	East 1	Odisha	OR17	Jagatsinghpur
28	East 1	Odisha	OR19	Jeypore (Odisha)
29	East 1	Odisha	OR29	Kendrapara
30	East 1	Odisha	OR15	Kendujhar (Keonjhar)
31	East 1	Odisha	OR16	Puri
32	East 1	Odisha	OR26	Rayagada
33	East 1	Odisha	OR14	Rourkela
34	East 1	Odisha	OR09	Sambalpur
35	East 1	Odisha	OR08	Bhawanipatna
36	East 1	Odisha	OR27	Jharsuguda
37	East 1	Odisha	OR02	Khurda
38	East 1	Odisha	OR30	Malkangiri
39	East 1	Odisha	OR25	Nayagarh



राष्ट्रीय परीक्षा एजेंसी National Testing Agency

Excellence In Assessment

S. No.	Zone	State	City Code	City
40	East 1	Odisha	OR24	Paralakhemundi
41	East 1	Odisha	OR31	Sonepur
42	East 2	Andaman and Nicobar Island	AN01	Port Blair
43	East 2	Arunachal Pradesh	AL01	Itanagar/Naharlagun
44	East 2	Arunachal Pradesh	AL02	Papum Pare
45	East 2	Assam	AM06	Dibrugarh
46	East 2	Assam	AM02	Guwahati
47	East 2	Assam	AM03	Jorhat
48	East 2	Assam	AM04	Silchar
49	East 2	Assam	AM05	Tezpur
50	East 2	Manipur	MN01	Imphal
51	East 2	Manipur	MN02	Churachandpur
52	East 2	Meghalaya	MG01	Shillong
53	East 2	Meghalaya	MG02	Tura
54	East 2	Mizoram	MZ01	Aizawl
55	East 2	Nagaland	NL01	Dimapur
56	East 2	Nagaland	NL02	Kohima
57	East 2	Sikkim	SM01	Gangtok
58	East 2	Tripura	TA01	Agartala
59	East 2	West Bengal	WB01	Asansol
60	East 2	West Bengal	WB16	Bankura
61	East 2	West Bengal	WB02	Burdwan (Bardhaman)
62	East 2	West Bengal	WB04	Durgapur
63	East 2	West Bengal	WB06	Hooghly
64	East 2	West Bengal	WB07	Howrah
65	East 2	West Bengal	WB08	Kalyani
66	East 2	West Bengal	WB10	Kolkata
67	East 2	West Bengal	WB13	Paschim Medinipur
68	East 2	West Bengal	WB11	Siliguri
69	East 2	West Bengal	WB22	Suri
70	East 2	West Bengal	WB14	Purba Medinipur
71	North 1	Delhi	DL01	Delhi/New Delhi
72	North 1	Haryana	HR03	Faridabad
73	North 1	Haryana	HR02	Gurugram
74	North 1	Uttar Pradesh	UP07	Ghaziabad
75	North 1	Uttar Pradesh	UP14	Meerut
76	North 1	Uttar Pradesh	UP09	Noida/Greater Noida
77	North 1	Uttar Pradesh	UP16	Muzaffarnagar
78	North 1	Uttar Pradesh	UP38	Saharanpur
79	North 1	Uttarakhand	UK09	Almora
80	North 1	Uttarakhand	UK01	Dehradun
81	North 1	Uttarakhand	UK02	Haldwani
82	North 1	Uttarakhand	UK08	Pauri Garhwal



राष्ट्रीय परीक्षा एजेंसी National Testing Agency

Excellence In Assessment

S. No.	Zone	State	City Code	City
83	North 1	Uttarakhand	UK06	Roorkee
84	North 2	Uttar Pradesh	UP01	Agra
85	North 2	Uttar Pradesh	UP25	Akbarpur (Ambedkar Nagar)
86	North 2	Uttar Pradesh	UP02	Aligarh
87	North 2	Uttar Pradesh	UP21	Ayodhya
88	North 2	Uttar Pradesh	UP19	Azamgarh
89	North 2	Uttar Pradesh	UP20	Ballia
90	North 2	Uttar Pradesh	UP04	Bareilly
91	North 2	Uttar Pradesh	UP29	Bulandshahr
92	North 2	Uttar Pradesh	UP41	Chandauli
93	North 2	Uttar Pradesh	UP22	Firozabad
94	North 2	Uttar Pradesh	UP23	Ghazipur
95	North 2	Uttar Pradesh	UP08	Gorakhpur
96	North 2	Uttar Pradesh	UP10	Jhansi
97	North 2	Uttar Pradesh	UP11	Kanpur
98	North 2	Uttar Pradesh	UP12	Lucknow
99	North 2	Uttar Pradesh	UP13	Mathura
100	North 2	Uttar Pradesh	UP35	Mau
101	North 2	Uttar Pradesh	UP15	Moradabad
102	North 2	Uttar Pradesh	UP43	Pratapgarh
103	North 2	Uttar Pradesh	UP03	Prayagraj
104	North 2	Uttar Pradesh	UP37	Rai Bareilly
105	North 2	Uttar Pradesh	UP18	Varanasi
106	North 3	Rajasthan	RJ01	Ajmer
107	North 3	Rajasthan	RJ02	Alwar
108	North 3	Rajasthan	RJ16	Bharatpur
109	North 3	Rajasthan	RJ12	Bhilwara
110	North 3	Rajasthan	RJ05	Bikaner
111	North 3	Rajasthan	RJ17	Dausa
112	North 3	Rajasthan	RJ23	Hanumangarh
113	North 3	Rajasthan	RJ06	Jaipur
114	North 3	Rajasthan	RJ07	Jodhpur
115	North 3	Rajasthan	RJ08	Kota
116	North 3	Rajasthan	RJ09	Sikar
117	North 3	Rajasthan	RJ10	Sriganganagar
118	North 3	Rajasthan	RJ11	Udaipur
119	North 4	Haryana	HR01	Ambala
120	North 4	Haryana	HR10	Hisar
121	North 4	Haryana	HR11	Kurukshetra
122	North 4	Himachal Pradesh	HP13	Bilaspur (Himachal Pradesh)
123	North 4	Himachal Pradesh	HP03	Hamirpur (Himachal Pradesh)
124	North 4	Himachal Pradesh	HP16	Kangra
125	North 4	Himachal Pradesh	HP10	Kullu



राष्ट्रीय परीक्षा एजेंसी National Testing Agency

Excellence In Assessment

S. No.	Zone	State	City Code	City
126	North 4	Himachal Pradesh	HP08	Mandi
127	North 4	Himachal Pradesh	HP06	Shimla
128	North 4	Himachal Pradesh	HP09	Una
129	North 4	Jammu And Kashmir	JK02	Jammu
130	North 4	Jammu And Kashmir	JK06	Pulwama
131	North 4	Jammu And Kashmir	JK11	Sambha
132	North 4	Jammu And Kashmir	JK04	Srinagar (J&K)
133	North 4	Jammu And Kashmir	JK12	Baramulla
134	North 4	Jammu And Kashmir	JK13	Budgam
135	North 4	Ladakh	LL02	Kargil
136	North 4	Ladakh	LL01	Leh
137	North 4	Punjab	PB01	Amritsar
138	North 4	Punjab	PB02	Bathinda
139	North 4	Punjab	PB04	Jalandhar/Phagwara
140	North 4	Punjab	PB05	Ludhiana
141	North 4	Punjab	CH01	Chandigarh/Sahibzada Ajit Singh Nagar/Mohali
142	North 4	Punjab	PB07	Pathankot
143	North 4	Punjab	PB08	Patiala/Fatehgarh Sahib
144	North 4	Punjab	PB29	Moga
145	South 1	Andhra Pradesh	AP01	Anantapur
146	South 1	Andhra Pradesh	AP05	Chittoor
147	South 1	Andhra Pradesh	AP06	Eluru
148	South 1	Andhra Pradesh	AP07	Guntur
149	South 1	Andhra Pradesh	AP08	Kadapa
150	South 1	Andhra Pradesh	AP09	Kakinada
151	South 1	Andhra Pradesh	AP10	Kurnool
152	South 1	Andhra Pradesh	AP27	Machilipatnam
153	South 1	Andhra Pradesh	AP29	Nandyal
154	South 1	Andhra Pradesh	AP20	Narasaraopet
155	South 1	Andhra Pradesh	AP11	Nellore
156	South 1	Andhra Pradesh	AP12	Ongole
157	South 1	Andhra Pradesh	AP21	Proddatur
158	South 1	Andhra Pradesh	AP13	Rajahmundry
159	South 1	Andhra Pradesh	AP14	Srikakulam
160	South 1	Andhra Pradesh	AP16	Tirupathi
161	South 1	Andhra Pradesh	AP17	Vijayawada
162	South 1	Andhra Pradesh	AP18	Visakhapatnam
163	South 1	Andhra Pradesh	AP19	Vizianagaram
164	South 1	Karnataka	KK01	Ballari (Bellary)
165	South 1	Karnataka	KK02	Belagavi (Belgaum)
166	South 1	Karnataka	KK04	Bengaluru
167	South 1	Karnataka	KK23	Chikkamagaluru



राष्ट्रीय परीक्षा एजेंसी National Testing Agency

Excellence In Assessment

S. No.	Zone	State	City Code	City
168	South 1	Karnataka	KK06	Davanagere
169	South 1	Karnataka	KK10	Dharwad
170	South 1	Karnataka	KK09	Hassan
171	South 1	Karnataka	KK27	Hubballi (Hubli)
172	South 1	Karnataka	KK12	Mangaluru (Mangalore)
173	South 1	Karnataka	KK14	Mysuru (Mysore)
174	South 1	Karnataka	KK15	Shivamogga (Shimoga)
175	South 1	Karnataka	KK38	Udupi
176	South 1	Karnataka	KK08	Kalaburagi (Gulbarga)
177	South 1	Telangana	TL22	Hyderabad
178	South 1	Telangana	TL15	Jagtyal
179	South 1	Telangana	TL02	Karimnagar
180	South 1	Telangana	TL03	Khammam
181	South 1	Telangana	TL17	Kothagudem
182	South 1	Telangana	TL04	Mahabubnagar
183	South 1	Telangana	TL05	Nalgonda
184	South 1	Telangana	TL08	Nizamabad
185	South 1	Telangana	TL11	Siddipet
186	South 1	Telangana	TL09	Suryapet
187	South 1	Telangana	TL07	Warangal
188	South 2	Kerala	KL22	Alappuzha
189	South 2	Kerala	KL24	Ernakulam
190	South 2	Kerala	KL05	Idukki
191	South 2	Kerala	KL07	Kannur
192	South 2	Kerala	KL08	Kasaragod
193	South 2	Kerala	KL09	Kollam
194	South 2	Kerala	KL11	Kottayam
195	South 2	Kerala	KL12	Kozhikode
196	South 2	Kerala	KL13	Malappuram
197	South 2	Kerala	KL15	Palakkad
198	South 2	Kerala	KL16	Pathanamthitta
199	South 2	Kerala	KL17	Thiruvananthapuram
200	South 2	Kerala	KL18	Thrissur
201	South 2	Kerala	KL19	Wayanad
202	South 2	Lakshadweep	LD01	Kavaratti
203	South 2	Puducherry	PO01	Puducherry
204	South 2	Tamil Nadu	TN01	Chennai
205	South 2	Tamil Nadu	TN02	Coimbatore
206	South 2	Tamil Nadu	TN03	Cuddalore
207	South 2	Tamil Nadu	TN26	Dharmapuri
208	South 2	Tamil Nadu	TN27	Dindigul
209	South 2	Tamil Nadu	TN28	Erode
210	South 2	Tamil Nadu	TN05	Kanchipuram



राष्ट्रीय परीक्षा एजेंसी National Testing Agency

Excellence In Assessment

S. No.	Zone	State	City Code	City
211	South 2	Tamil Nadu	TN06	Kanyakumari
212	South 2	Tamil Nadu	TN29	Karur
213	South 2	Tamil Nadu	TN21	Krishnagiri
214	South 2	Tamil Nadu	TN08	Madurai
215	South 2	Tamil Nadu	TN24	Nagercoil
216	South 2	Tamil Nadu	TN10	Namakkal
217	South 2	Tamil Nadu	TN31	Pudukkottai
218	South 2	Tamil Nadu	TN32	Ramanathapuram
219	South 2	Tamil Nadu	TN11	Salem
220	South 2	Tamil Nadu	TN12	Thanjavur
221	South 2	Tamil Nadu	TN13	Thoothukudi
222	South 2	Tamil Nadu	TN14	Tiruchirappalli
223	South 2	Tamil Nadu	TN15	Tirunelveli
224	South 2	Tamil Nadu	TN22	Tirupur
225	South 2	Tamil Nadu	TN34	Tiruvallur
226	South 2	Tamil Nadu	TN35	Tiruvannamalai
227	South 2	Tamil Nadu	TN18	Vellore
228	South 2	Tamil Nadu	TN23	Viluppuram
229	South 2	Tamil Nadu	TN20	Virudhunagar
230	West 1	Dadra & Nagar Haveli and Daman & Diu	DD02	Diu
231	West 1	Dadra & Nagar Haveli and Daman & Diu	DN01	Silvassa
232	West 1	Goa	GO03	Panaji/Mapusa
233	West 1	Goa	GO02	Madgaon
234	West 1	Gujarat	GJ01	Ahmedabad/Gandhinagar
235	West 1	Gujarat	GJ02	Anand
236	West 1	Gujarat	GJ33	Bhuj
237	West 1	Gujarat	GJ32	Gandhinagar
238	West 1	Gujarat	GJ06	Jamnagar
239	West 1	Gujarat	GJ07	Junagadh
240	West 1	Gujarat	GJ31	Mehsana
241	West 1	Gujarat	GJ10	Rajkot
242	West 1	Gujarat	GJ11	Surat
243	West 1	Gujarat	GJ12	Vadodara
244	West 1	Gujarat	GJ36	Vapi
245	West 1	Gujarat	GJ37	Bardoli
246	West 1	Maharashtra	MR01	Ahilyanagar/Ahmednagar
247	West 1	Maharashtra	MR02	Akola
248	West 1	Maharashtra	MR03	Amravati
249	West 1	Maharashtra	MR30	Beed
250	West 1	Maharashtra	MR31	Bhandara
251	West 1	Maharashtra	MR32	Buldhana
252	West 1	Maharashtra	MR09	Chandrapur
253	West 1	Maharashtra	MR04	Chhatrapati Sambhaji Nagar



राष्ट्रीय परीक्षा एजेंसी National Testing Agency

Excellence In Assessment

S. No.	Zone	State	City Code	City
254	West 1	Maharashtra	MR10	Dhule
255	West 1	Maharashtra	MR40	Gadchiroli
256	West 1	Maharashtra	MR13	Jalgaon
257	West 1	Maharashtra	MR42	Jalna
258	West 1	Maharashtra	MR14	Kolhapur
259	West 1	Maharashtra	MR15	Latur
260	West 1	Maharashtra	MR43	Mumbai/Navi Mumbai
261	West 1	Maharashtra	MR17	Nagpur
262	West 1	Maharashtra	MR18	Nanded
263	West 1	Maharashtra	MR19	Nashik
264	West 1	Maharashtra	MR38	Parbhani
265	West 1	Maharashtra	MR22	Pune
266	West 1	Maharashtra	MR33	Ratnagiri
267	West 1	Maharashtra	MR25	Sangli
268	West 1	Maharashtra	MR26	Satara
269	West 1	Maharashtra	MR27	Solapur
270	West 1	Maharashtra	MR28	Thane
271	West 1	Maharashtra	MR29	Wardha
272	West 1	Maharashtra	MR34	Yavatmal
273	West 2	Chhattisgarh	CG13	Ambikapur
274	West 2	Chhattisgarh	CG11	Bhilai Nagar
275	West 2	Chhattisgarh	CG02	Bilaspur (Chhattisgarh)
276	West 2	Chhattisgarh	CG12	Durg
277	West 2	Chhattisgarh	CG04	Jagdalpur
278	West 2	Chhattisgarh	CG03	Raipur
279	West 2	Madhya Pradesh	MP01	Balaghat
280	West 2	Madhya Pradesh	MP03	Bhopal
281	West 2	Madhya Pradesh	MP06	Gwalior
282	West 2	Madhya Pradesh	MP07	Indore
283	West 2	Madhya Pradesh	MP08	Jabalpur
284	West 2	Madhya Pradesh	MP29	Khandwa
285	West 2	Madhya Pradesh	MP12	Sagar
286	West 2	Madhya Pradesh	MP13	Satna
287	West 2	Madhya Pradesh	MP15	Ujjain

(Disclaimer: NTA has reserves the right to change the centre and city at any time, subject to availability.)



List of Subjects at Post Graduation level and their codes

Subjects of Post Graduation	Code	Subjects of Post Graduation	Code
Economics	801	Law	851
Political Science	802	Library and Information Science	852
Philosophy	803	Buddhist	853
Psychology	804	Comparative Study of Religions	854
Sociology	805	Mass Communication and Journalism	855
History	806	Performing Arts – Dance/ Drama/ Theatre	856
Anthropology	807	Museology & Conservation	857
Commerce	808	Archaeology	858
Education	809	Criminology	859
Social Work	810	Tribal and Regional Language/ Literature	860
Defence and Strategic Studies	811	Folk Literature	861
Home Science	812	Comparative Literature	862
Public Administration	813	Sanskrit Traditional Subjects	863
Population Studies	814	Jyotisha	864
Music	815	SidhantaJyotisha	865
Management	816	NavyaVyakarna	866
Maithili	817	Vyakarna	867
Bengali	818	Mimamsa	868
Hindi	819	NavyaNyaya	869
Kannada	820	Sankhya Yoga	870
Malayalam	821	TulanatmakaDarsana	871
Oriya	822	Shukla Yojurveda	872
Sculpture	823	Madhv Vedanta	873
Sanskrit	824	Dharma Sastra	874
Tamil	825	Sahitya	875
Telugu	826	Puranaitihasa	876
Urdu	827	Agama	877
Arabic	828	Women Studies	878
English	829	Visual Art	879
Linguistics	830	Drawing & Painting	880
Chinese	831	Computer Science and Applications	881
Dogri	832	Konkani	882
Nepali	833	Kashmiri	883
Manipuri	834	Pali	884
Assamese	835	Forensic Science	885
Gujarati	836	Social Medicine & Community Health	886
Marathi	837	Geography	887
French	838	History of Art	888
Spanish	839	Applied Art	889
Russian	840	Graphics	890
Persian	841	Electronic Science	891
Rajasthani	842	Environmental Sciences	892
German	843	International and Area Studies	893
Japanese	844	Prakrit	894
Adult Education/ Continuing Education	845	Human Rights and Duties	895
Andragogy / Non Formal Education	846	Tourism Administration and Management	896
Physical Education	847	Punjabi	897
Arab Culture and Islamic Studies	848	Advaita Vedanta	898
Indian Culture	849	Bodo	899
Labour Welfare/ Personnel Management/ Industrial Relations/ Labour and Social Welfare/ Human Resource Management	850	Santali	900



List of Post-Graduation Courses and their Codes

Post Graduation Courses	Code
Master of Ayurvedacharya (Ayurvedacharya)	01
Master of Acharya (Acharya)	02
Master of Law (LLM)	03
Master of Architecture (M. Arch.)	04
Master of Commerce (M.Com)	05
Master of Dance (M. Dance)	06
Master of Education (M.Ed.)	07
Master of Library Science (M. Lib. Sc.)	08
Master of Literature (M.Litt.)	09
Master of Music (M.Mus)	10
Master of Pharmacy (M.Pharm.)	11
Master of Business Administration (MBA)	12
Master of Computer Applications (MCA)	13
Master of Financial Management (M.F.M.)	14
Master of Human Resource Development (M.H.R.D.)	15
Master of International Business (M.LB)	16
Master of Marketing Management (M. Mkt. M.)	17
Master of Optometry (M. Optom.)	18
Master of Hospital Administration (MHA)	19
Master of Journalism and Mass Communication (MJMC)	20
Master of Mass Communication (MMC)	21
Master of Occupational Therapy (MOT)	22
Master of Public Health (MPH)	23
Master of Social Work (MSW)	24
Master of Planning (M. Plan)	25
Master of Science (M.Sc.)	26
Master of Statistics (M. Stat.)	27
Master of Technology (M.Tech.)	28
Master of Veterinary Science (M.V.Sc.)	29
Master of Arts (MA)	30
Master of Foreign Trade (M.E.T.)	31
Master of Physical Education (M.P.Ed.)	32
Master of Tourism Management (MTM)	33
Master of Physical Education and Sports Sciences (MPES)	34
CA/CS/ ICWA	35
Other	36



List of States/ Union Territories and their Codes

Name of State/UT (In Alphabetical order)	Code
ANDAMAN & NICOBAR ISLANDS	01
ANDHRA PRADESH	02
ARUNACHAL PRADESH	03
ASSAM	04
BIHAR	05
CHANDIGARH	06
CHHATTISGARH	07
DADRA & NAGAR HAVELI	08
DAMAN & DIU	09
DELHI/NEW DELHI	10
GOA	11
GUJARAT	12
HARYANA	13
HIMACHAL PRADESH	14
JAMMU & KASHMIR	15
JHARKHAND	16
KARNATAKA	17
KERALA	18
LADAKH	19
LAKSHADWEEP	20
MADHYA PRADESH	21
MAHARASHTRA	22
MANIPUR	23
MEGHALAYA	24
MIZORAM	25
NAGALAND	26
ODISHA	27
PUDUCHERRY	28
PUNJAB	29
RAJASTHAN	30
SIKKIM	31
TAMIL NADU	32
TELANGANA	33
TRIPURA	34
UTTAR PRADESH	35
UTTARAKHAND	36
WEST BENGAL	37








Procedure for Appearing in Computer Based Test (CBT)

- (a) A computer terminal (node) indicated Roll Number will be allocated to each candidate. Candidates should find and sit on their allocated computers only. Any candidate found to have changed room/hall or the computer on their own rather than the one allotted would be liable to cancellation of candidature and no plea in this regard would be entertained.
- (b) The computer terminal allotted to the candidate will display a Welcome login screen, Candidate's photograph and subject opted by the candidate. For login, the candidate will have to enter **login-ID and password**.
- (c) After logging in, the candidate shall be able to see the detailed instructions for the examination. Candidates are advised to go through the instructions carefully regarding the type of questions and Marking Scheme. At the designated time of the start of the examination, the candidates will be able to proceed and see the questions on the computer screen.

The keyboard attached to the computer, if any, will be disabled during the entire duration of the examination. Depending on the type of question, the answers to questions can either be entered by clicking on the virtual on-screen keyboard (numeric or otherwise) using the computer mouse or by clicking the chosen option(s) using the computer mouse.

Candidates will have the option to change/modify answers already entered anytime during the entire duration of the examination.

In case the computer/mouse allotted to any candidate malfunctions anytime during the test, the candidate will be immediately allotted to another computer system and the time lost due to this will be adjusted in the server so as to give the candidate the full allotted time.

- (d) The on-screen computer clock counter of every candidate will be set at the server. The countdown timer in the top right side of computer screen will display the time remaining (in minutes) available for the candidate to complete the examination. When the timer reaches zero, the examination will end by itself. Candidate will not be required to end or submit the examination.
- (e) The Question Palette displayed on the right side of screen will show the status of each question using one of the following text/color codes/symbols.
-  1 You have not visited the question yet.
 -  2 You have not answered the question.
 -  3 You have answered the question.
 -  4 You have NOT answered the question but have marked the question for review.
 -  5 The question(s) "answered and marked for Review" will be considered for evaluation.



राष्ट्रीय परीक्षा एजेंसी National Testing Agency

Excellence In Assessment

The question(s) “Answered and Marked for Review” status for a question indicates that candidate would like to have a relook at that question again. A candidate has the option of answering a question and simultaneously placing it under “Marked for Review”, these answers will be considered for evaluation. However, if a candidate has simply put “Marked for Review” for a question without answering it, the corresponding question ‘Marked for Review’ without an answer will not be considered for evaluation. It may be noted that a candidate can return to any “Marked for Review” question any time during the examination by clicking on the corresponding question number icon displayed on the Question Palette of the corresponding section.

- (f) Candidate can click on an arrow/symbol which appears to the left of question palette to collapse the question palette thereby maximizing the question viewing window. To view the question palette again, candidate can click on arrow/symbol which appears on the right side of question window.
- (g) Candidate can click to navigate to the bottom and to navigate to the top of the question area, without scrolling. Using the computer mouse the candidate can scroll up and down the question viewing area for viewing the entire question.
- (h) The full paper can be viewed by clicking the “Question Paper” icon on the top right corner of the screen.
- (i) Blank Sheets for doing rough work/calculations shall be provided to the candidates. The Blanks Sheets would have a Header page for the candidates to write down his/her Name and Roll Number. All calculations/writing work are to be done only in the Blank Sheets provided at the Centre in the Examination Room/Hall and on completion of the test, candidates must hand over the rough sheets to the invigilator on duty in the Room/Hall.

(j) Navigating to a Question

To navigate between questions within a Paper, candidate needs to do the following:

- (i) Click on the question number in the Question Palette at the right of the screen to go to that numbered question directly. Note that using this option does NOT save the answer to the currently displayed question.
- (ii) Click on “Save & Next” to save the answer to any question. Clicking on “Save & Next” will save the answer for the current question and the next question will be displayed on the candidate’s computer screen.
- (iii) Click on “Mark for Review & Next” to mark a question for review (without answering it) and proceed to the next question.

(k) Answering a Question

To navigate between questions within a Paper, candidate needs to do the following:

(i) Procedure for answering a multiple-choice type of question:

- a. To select the option(s), click on the corresponding button(s) of the option(s).



राष्ट्रीय परीक्षा एजेंसी National Testing Agency

Excellence In Assessment

- b. To deselect the chosen answer, click on the button of the chosen option again or click on the “Clear Response” button.
- c. To save the answer, the candidate MUST click on the “Save & Next” button.
- d. To mark the question for review (without answering it), click on the “Mark for Review & Next” button.

(ii) Navigating through sections:

- a. Sections on the question paper are displayed on the top bar of the screen. Questions in a section can be viewed by clicking on the section name. The section in which the candidate is currently viewing will be highlighted.
- b. After clicking the “Save & Next” button on the last question for a section, candidate will automatically be taken to the first question of the next section.
- c. Candidate can shuffle between sections and questions within sections any time during the examination as per the convenience only during the time stipulated.
- d. Candidate can view the corresponding section summary as part of the legend that appears in every section above the question palette.

(iii) Procedure for answering questions that require inputs from on-screen virtual keyboard (numeric or otherwise):

- a. Candidate will have to use the on-screen virtual keyboard (that would be displayed just below the question statement of these types of questions) and the attached computer mouse to enter his/her answer in the space provided for answer.
- b. The answer can be changed, if required, anytime during the test. To save the answer, the candidate MUST click on the “Save & Next” button.
- c. To mark the question for review (without answering it), click on the “Mark for Review & Next” button.

The candidate will have the option to change previously saved answers to any question, anytime during the entire duration of the test. To change the answer to a question that has already been answered, first select the corresponding question from the Question Palette, then click on “Clear Response” to clear the previously entered answer and subsequently follow the procedure for answering that type of question.

(iv) Rough Work:

All calculations/writing work is to be done only in the rough sheet provided at the Centre in the examination Room/Hall and on completion of the test candidates must hand over the rough sheets to the invigilator on duty in the Room/Hall.



National Testing Agency (NTA)

Procedure to be adopted for compilation of NTA scores for Multi Session Papers

(Normalization procedure based on Percentile Score)

NTA may conduct examinations on multiple dates, generally in two sessions per day. The candidates will be given different sets of questions per session, and it is quite possible that in spite of all efforts of maintaining equivalence among various question papers, the difficulty level of these question papers administered in different sessions may not be exactly the same. Some of the candidates may end up attempting a relatively tougher set of questions when compared to other sets. The candidates who attempt the comparatively tougher Examination are likely to get lower marks as compared to those who attempt the easier one. In order to overcome such a situation, “**Normalization procedure based on Percentile Score**” will be used for ensuring that candidates are neither benefitted nor disadvantaged due to the difficulty level of the examination. With the objective of ensuring that a candidate’s true merit is identified, and that a level playing field is created in the above context, the Normalization Procedure, set out below shall be adopted, for compiling the NTA scores for multi session papers.

The process of Normalization is an established practice for comparing candidate scores across multi session papers and is similar to those being adopted in other large educational selection tests conducted in India. For normalization across sections, NTA shall use the percentile equivalence.

Percentile Scores: Percentile scores are scores based on the relative performance of all those who appear for the examination. Basically, the marks obtained are transformed into a scale ranging from 100 to 0 for each session of examinees.

The Percentile Score indicates the percentage of candidates that have scored EQUAL TO OR BELOW (same or lower raw scores) that particular Percentile in that examination. Therefore, the topper (highest score) of each session will get the same Percentile of 100 which is desirable. The marks obtained in between the highest and lowest scores are also converted to appropriate Percentiles.

The Percentile score will be the Normalized Score for the Examination (instead of the raw marks of the candidate) and shall be used for preparation of the merit lists.

The Percentile Scores will be calculated up to 7 decimal places to avoid bunching effect and reduce ties.

The Percentile score of a Candidate is calculated as follows:

$100 \times \frac{\text{Number of candidates appeared in the 'Session' with raw score EQUAL TO OR LESS than the candidate.}}{\text{Total number of the candidates appeared in the 'Session'}}$

Total number of the candidates appeared in the ‘Session’



राष्ट्रीय परीक्षा एजेंसी National Testing Agency

Excellence In Assessment

Note: The Percentile of the Total shall NOT be an aggregate or average of the Percentile of individual subject.
Percentile score is not the same as percentage of marks obtained.

Example: Suppose a test was held in 4 sessions of examinees as per details given below: -

(Allocation of Days and shifts were done randomly)

(a) Distribution of candidates were as follows:

Session-1: Day-1 Shift-1, **Session-2:** Day-1 Shift-2, **Session-3:** Day-2 Shift-1 and **Session-4:** Day-2 Shift-2

Session	Day/Shift	No of Candidates			Marks	
		Absent	Appeared	Total	Highest	Lowest
Session – 1	Day – 1, Shift – 1	3974	28012	31986	335	-39
Session – 2	Day – 1, Shift – 2	6189	32541	38730	346	-38
Session – 3	Day – 2, Shift – 1	6036	41326	47362	331	-49
Session – 4	Day – 2, Shift – 2	9074	40603	49677	332	-44
Total (Session – 1 to Session – 4)		25273	142482	167755	346	-49

In this method of scoring the HIGHEST RAW SCORE in each paper (irrespective of the raw scores) will be the 100 Percentile indicating that 100% of candidates have scores equal to or lesser than the highest scorer/ topper for that session.

Highest Raw Score and Percentile Score: All the highest raw scores will have normalized Percentile Score of 100 for their respective session.

Session	Total Candidates Appeared	Highest Raw Score	Candidates who scored EQUAL OR LESS THAN Highest Raw Score	Percentile Score	Remarks
Session-1	28012	335	28012	100.000000 [(28012/28012) *100]	i.e. all the highest raw scores would be normalized to 100 Percentile Score for their respective session.
Session -2	32541	346	32541	100.000000 [(32541/32541) *100]	
Session -3	41326	331	41326	100.000000 [(41326/41326) *100]	
Session -4	40603	332	40603	100.000000 [(40603/40603) *100]	



राष्ट्रीय परीक्षा एजेंसी National Testing Agency

Excellence In Assessment

Lowest Raw Score and Percentile Score: Percentile Score of all the lowest raw scores will depend on the total number of candidates who have taken the Examination for their respective session.

Session	Total Candidates Appeared	Lowest Raw Score	Candidates who scored EQUAL OR LESS THAN Lowest Raw Score	Percentile Score	Remarks
Session -1	28012	-39	1	0.0035699 [(1/28012) *100]	i.e. Percentile Score of all the lowest raw scores are different i.e. Percentile Score depend on the total number of candidates who have taken the Examination for their respective session.
Session -2	32541	-38	1	0.0030730 [(1/32541) *100]	
Session -3	41326	-49	1	0.0024198 [(1/41326) *100]	
Session -4	40603	-44	1	0.0024629 [(1/40603) *100]	

The following is a further explanation of the interpretation of the raw scores and Percentile Score in Session-3 (Day-2 and Shift-1) with 41326 candidates who have taken the examination.

Candidate	Percentile Score	No of Candidates	Raw Score	Remark
A	100.000000 [(41326/41326) *100]	1	331	Indicates that amongst those appeared, 100% have scored either EQUAL TO OR LESS THAN the candidate A (331 raw score).
				It also indicates that no candidate has scored more than the candidate A (331 raw score).
B	90.1224411 [(37244/41326) *100]	77	121	Indicates that amongst those appeared, 90.1224411% have scored either EQUAL TO OR LESS THAN the candidate B (121 raw score).
				It also indicates that remaining candidates have scored more than candidate B (121 raw score).
C	50.4549194 [(20851/41326) *100]	381	41	Indicates that amongst those appeared, 50.4549194% have scored either EQUAL TO OR LESS THAN the candidate C (41 raw score).



				It also indicates that remaining those appeared have scored more than candidate C (41 raw score).
D	31.7040120 [(13102/41326) *100]	789	25	Indicates that amongst those appeared, 31.7040120% have scored either EQUAL TO OR LESS THAN the candidate D (25 raw score)
				It also indicates that remaining candidates have scored more than candidate D (25 raw score).
E	1.1034216 [(456/41326) *100]	100	-15	Indicates that amongst those appeared, 1.1034216% have scored either EQUAL TO OR LESS THAN the candidate E (-15 raw score)
				It also indicates that remaining candidates have scored more than candidate E (-15 raw score)

STEP-BY-STEP PROCEDURE FOR NORMALIZATION AND PREPARATION OF RESULT:

Step-1: Distribution of Examinees in two shifts:

Candidates have to be distributed into two sessions randomly so that each session has approximately equal number of candidates. These two sessions would be as follows:

Session-1: Day-1 Shift-1, **Session-2:** Day-1 Shift-2

In the event of more number of days or less number of shifts, the candidates will be divided accordingly. This will ensure that there is no bias in the distribution of candidates who shall take the examination. Further, with a large population of examinees spread over the entire country the possibility of such bias becomes remote.

Step-2: Preparation of Results for each Session:

The Examination results for **each session** would be prepared in the form of

- Raw Scores
- Percentiles Scores of Total raw scores.

The Percentiles would be calculated for each candidate in the Session as follows:

Let TP1 be the Percentile Scores of Total Raw Score of that candidate.

$$\text{Total Percentile (TP1):} = 100 \times \frac{\text{No. of candidates appeared from the session with raw score EQUAL TO OR LESS than T1 score}}{\text{Total No. of candidates appeared in the session}}$$

Step-3: Compilation of NTA score and Preparation of Result:



राष्ट्रीय परीक्षा एजेंसी National Testing Agency

Excellence In Assessment

The Percentile scores for the Total Raw Score for all the sessions (**Session-1: Day – 1 Shift – 1, Session-2: Day – 1 Shift – 2**) as calculated in Step-2 above would be merged and shall be called the NTA scores which will then be used for compilation of result and further processing for deciding the allocation.

In the events of the percentiles for the multi-shifts being dissimilar / unequal, the lowest will be the eligibility cut-off for that category for all candidates (i.e. all shifts).

For Example: In the Examination held in two shifts, if the 40% marks correspond to a Percentile score of 78 in Shift 1 and 79 in Shift 2, then all those equal to or above 78 percentiles (Percentile score of 100 to 78) in both shifts will become eligible in General Category. Similar method will be adopted for the other categories to determine eligibility cut-offs. In case the Examination is held in more number of shifts the same principle shall apply.



Procedure to be adopted for compilation of NTA scores for multi-session Papers
(Normalization procedure based on Percentile and Equi percentile method)

Need for Normalization

For several subjects, the UGC-NET December 2025 may be conducted in different shifts. Since the question papers for any subject in different shifts are different and it is quite possible that despite all the best possible efforts of maintaining equivalence among various question papers, the difficulty level of these question papers administered in different sessions may not be the same or similar. Some of the candidates might have ended up attempting a relatively tougher set of questions when compared to other sets. The candidates who attempted the comparatively tougher examination are likely to get lower marks as compared to those who attempted the easier one; the scores of the students across shifts are not directly comparable. There is a need for normalizing the marks across shifts to make them amenable to such comparisons.

A Committee headed by a Senior Professor from the Indian Statistical Institution Delhi and comprising of Senior Professors from the Indian Institute of Technology Delhi and the University of Delhi had detailed deliberations to arrive at the methodology.

As per Information Bulletin of UGC-NET December 2025 the raw score of each candidate in each subject will be normalized using the Equi-percentile method. This is done separately for each subject for which the examination is held in multiple shifts.

For each subject for which the examination is held in multiple shifts, the raw score for each candidate appearing for the subject will be converted into NTA Score (Percentile Score & Normalized Score) in the following three steps.

Step 1: Convert Raw Scores into Percentile Scores.

The percentiles are calculated separately for each shift.

Record the number of candidates who have appeared in a shift. Denote this number by N .

Sort all the candidates in one shift in decreasing order of their marks.

Note the *raw marks* for each candidate. Suppose this is denoted by T . Count the number of candidates in that shift whose raw scores are less than *or equal to* T . Denote this number by m .

The percentile score for this candidate is then calculated as:

$$P = \frac{m}{N} * 100$$

Illustration:

Suppose that the examination in a certain subject is held in two different shifts, $S1$ and $S2$, say. Consider six candidates A, B, C, D, E , and F out of which A, B , and C are from shift $S1$ and the other three are from shift $S2$.

Let the raw marks of the six candidates be x_A, x_B, x_C (shift $S1$ marks) and y_D, y_E, y_F (shift $S2$ marks).



राष्ट्रीय परीक्षा एजेंसी National Testing Agency

Excellence In Assessment

For candidates A , B , and C , the percentiles are calculated using the total marks obtained by candidates appearing in shift $S1$ (in the same subject) as explained above.

Similarly, for candidates D , E , and F , the percentiles are calculated using the total marks obtained by candidates appearing in shift $S2$ (in the same subject) as explained above.

Let the respective percentiles be denoted by PA , PB , PC , PD , PE , and PF .

The above data is summarized in the following table. The terms in red colour indicate that these are the output of this step.

Shift S1			Shift S2		
Candidate	Raw score	Percentile	Candidate	Raw score	Percentile
A	X_A	PA	D	Y_D	PD
B	X_B	PB	E	Y_E	PE
C	X_C	PC	F	Y_F	PF

Since the calculation for percentiles in any shift depends only on the data from that shift alone, there is a separate table for each shift.

Step 2: Pull the percentiles to the marks scale for each session to get a Normalized Score.

The data across all sessions tabulated at the end of *step 1* is collated into a single table.

The columns for the shift-wise raw score should be kept separate.

All the records are then sorted in decreasing order of the percentiles.

Illustration (Continued):

In the illustrative example given above, suppose that the percentiles of the six candidates satisfy

$$PE > PA > PC = PF > PB > PD$$

Then the collated table would look as given below:

Candidate	Percentile	RawscoreS1	RawScoreS2
E	PE	–	Y_D
A	PA	X_A	–
C&F	PC=PF	X_B	Y_E
B	PB	X_C	–
D	PD	–	Y_F

Candidate C from shift $S1$ and candidate F from shift $S2$ have the same percentile. The relevant entries under “Raw Score $S1$ ” and “Raw Score $S2$ ” are the actual raw scores x_C and y_F respectively. This has the obvious interpretation that marks x_C of shift $S1$ are equivalent to marks y_F of shift $S2$.

Candidates A and B , appearing in shift $S1$, have a blank entry in column “Raw Score $S2$ ”, as there is no corresponding candidate having exactly the same percentile from shift $S2$. Similarly, Candidates D and E , appearing in shift $S2$, have a blank entry in column “Raw Score $S1$ ”, as there is no corresponding candidate having exactly the same percentile from shift $S1$.



- In the remaining part of this *Step 2*, the blank entries in the two “*Raw Score*” columns are filled up using linear interpolation.
- Consider a record (row) whose entry in the column “*Raw Score S1*” is blank. The blank will be replaced by the interpolated score X which is calculated as:

$$X = x_1 + \frac{x_2 - x_1}{p_2 - p_1} (P - p_1)$$

Where:

P is the corresponding entry in the “*Percentile*” column

x_1 is the first *non-blank* entry BELOW X . i.e., $x_1 < X$ and there is no other non-blank entry in the column between x_1 and X .

x_2 is the first *non-blank* entry ABOVE X . i.e., $x_2 > X$ and there is no other non-blank entry in the column between x_2 and X .

p_1 is the entry in the “*Percentile*” column corresponding to x_1 from the column “*Raw Score S1*”.

p_2 is the entry in the “*Percentile*” column corresponding to x_2 from the column “*Raw Score S1*”.

Note that there may be several blank entries between x_1 and x_2 .

All the blank entries in column “*Raw Score S1*” can now be replaced by the interpolated values.

The blank entries in column “*Raw Score S2*” are also replaced using a similar procedure.

Illustration (Continued):

The table in the illustrative example would look like the following, where the entries in red indicate the additional output at the end of this step.

Candidate	Percentile	Raw Score $S1$	Raw Score $S2$
E	PE	XE	YE
A	PA	X_A	Y_A
C&F	$PC=PF$	X_C	Y_F
B	PB	X_B	Y_B
D	PD	XD	Y_D

Step3: Calculation of the Normalized Score

Now for each subject, there is a score assigned to each percentile value for each session. The **Normalized score, Z** , corresponding to a percentile value P , is calculated as:

$$Z = \text{Average of } (u_A, u_B, u_C, \dots, u_t) = \frac{u_A + u_B + u_C + \dots + u_t}{t}$$

Where u_A, u_B, \dots, u_t denote the raw scores corresponding to the percentile P in each of the different sessions



राष्ट्रीय परीक्षा एजेंसी National Testing Agency

Excellence In Assessment

Illustration (Continued):

The final table in the illustrative example would be as follows:

Candidate	Percentile	Raw Score S_1	Raw Score S_2	Normalized Score
E	PE	XE	yE	$(XE + yE)/2$
A	PA	X_A	Y_A	$(x_A + Y_A)/2$
C&F	$PC=PF$	X_C	y_F	$(x_C + y_F)/2$
B	PB	X_B	Y_B	$(x_B + Y_B)/2$
D	PD	XD	y_D	$(XD + y_D)/2$

Step-by-Step Procedure for Converting from Raw Score to Normalized Score: -

Example: Suppose a test was held in 4 phases of examinees as per details given below:
(Allocation of Days and shifts were done randomly)

Session	Day	Shift	No of Candidates			Raw Score	
			Absent	Appeared	Total	Highest	Lowest
Session-1	Day-1	Shift-1	3974	28012	31986	200	-40
Session-2	Day-1	Shift-2	6189	32541	38730	194	-36
Session-3	Day-2	Shift-1	6036	41326	47362	188	-36
Session-4	Day-2	Shift-2	9074	40603	49677	200	-40
Total (Session-1 to Session-4)			25273	142482	167755	200	-40

Highest Raw Score and Percentile Score: -

Session	Total Candidates Appeared	Highest Raw Score	Candidates who scored Equal or Less Than Highest Raw Score	Percentile Score	Remarks
Session-1	28012	200	28012	100.0000000 $[(28012/28012) * 100]$	i.e., All the highest raw scores would be normalized to 100 Percentile Score for their respective session.
Session-2	32541	194	32541	100.0000000 $[(32541/32541) * 100]$	
Session-3	41326	188	41326	100.0000000 $[(41326/41326) * 100]$	
Session-4	40603	200	40603	100.0000000 $[(40603/40603) * 100]$	

Lowest Score and Percentile Score: -

Session	Total Candidates Appeared	Lowest Raw Score	Candidates Who Scored Equal or Less Than Highest Raw Score	Percentile Score	Remarks
Session-1	28012	-40	1	0.0035699 $[(1/28012) * 100]$	i.e., the Percentile Score of all the lowest raw scores are different i.e., Percentile Score depends on the total number of candidates who have taken the examination for their respective session.
Session-2	32541	-36	1	0.0030730 $[(1/32541) * 100]$	
Session-3	41326	-36	1	0.0024198 $[(1/41326) * 100]$	
Session-4	40603	-40	1	0.0024629 $[(1/40603) * 100]$	



राष्ट्रीय परीक्षा एजेंसी National Testing Agency

Excellence In Assessment

Step1: Convert Raw Score into Percentile Score

The percentile score for this candidate is then calculated as:

$$\text{Percentile Score} = 100 \times \frac{\text{No. of Candidates appeared from the session with raw score EQUAL TO OR LESS than T Score}}{\text{Total No. of Candidates who appeared in the session}}$$

Candidate	Raw Score S1	PercentileScore
A20020720	200	100
A20411664	192	99.969144
A20018569	190	99.831255
A20339879	184	99.732901
A20074407	180	99.432054
A20751862	88	88.654575
A20922992	48	74.137715
A21004667	40	69.290405
A21141123	22	52.135343
A25465232	8	30.675846
A26545946	6	27.584445
A25656543	2	24.886459
A26625216	1	22.351432
A26174451	0	19.997686
A25463225	-1	15.23523
A26598636	-6	11.104361
A26596462	-40	0.053034

Candidate	Raw Score S2	PercentileScore
B20123935	194	100
B20012622	192	99.9990405
B20656224	100	96.9671093
B20410215	42	69.2904047
B20236444	26	67.7672549
B20128586	14	46.3751151
B20001667	4	27.0887703
B20042147	2	23.9100399
B20051256	0	12.225608
B20481968	-2	11.6211621
B20091701	-12	10.4982563
B20549576	-14	10.3947421
B20098269	-30	10.2430506
B20071356	-36	0.053034

Candidate	Raw Score S3	PercentileScore
C20150694	188	100
C20087997	186	99.969144
C20121991	184	99.831255
C20058572	180	99.732901
C20060310	172	99.432054
C20008597	56	78.338974
C20430859	36	69.00182
C20518247	20	52.135343
C20045510	14	38.091932
C20860609	9	30.675846
C20861476	5	27.584445
C20512680	3	24.886459
C20069270	2	22.351432
C20355550	0	12.188701
C20549576	-3	11.23523
C26598636	-22	0.0539983
C26596462	-36	0.053034

Candidate	Raw Score S4	PercentileScore
D20479616	200	100
D20040337	194	99.9990405
D20467385	98	88.6545749
D20398094	44	68.9660903
D20428934	40	49.5097099
D20032939	32	46.3751151
D20690279	30	27.0887703
D20840699	28	23.9100399
D20084751	26	20.8800276
D21237483	24	12.1887008
D21077463	1	11.5349248
D20348188	-2	11.0243302
D25463225	-40	0.053034



राष्ट्रीय परीक्षा एजेंसी National Testing Agency

Excellence In Assessment

Step 2: Pull Back the percentiles to the scale of the marks for each session to get Normalized marks.

Candidate	Percentile Score	Raw Score S1	Raw Score S2	Raw Score S3	Raw Score S4
A20020720=B20123935=C20150694=D20479616	100	200	194	188	200
B20012622=D20040337	99.99904053	-	192	-	194
A20411664=C20087997	99.9691438	192	-	186	-
A20018569=C20121991	99.8312554	190	-	184	-
A20339879=C20058572	99.7329013	184	-	180	-
A20074407=C20060310	99.4320538	180	-	172	-
B20656224	96.9671093	-	100	-	-
A20751862=D20467385	88.6545749	88	-	-	98
C20008597	78.3389742	-	-	56	-
A20922992	74.1377149	48	-	-	-
A21004667=B20410215	69.2904047	40	42	-	-
C20430859	69.0018201	-	-	36	-
D20398094	68.9660903	-	-	-	44
B20236444	67.7672549	-	26	-	-
A21141123=C20518247	52.1353428	22	-	20	-
D20428934	49.50970986	-	-	-	40
B20128586=D20032939	46.37511514	-	14	-	32
C20045510	38.0919321	-	-	14	-
A25465232=C20860609	30.6758464	8	-	9	-
A26545946=C20861476	27.5844446	6	-	5	-
B20001667=D20690279	27.08877034	-	4	-	30
A25656543=C20512680	24.886459	2	-	3	-
B20042147=D20840699	23.91003991	-	2	-	28
A26625216=C20069270	22.3514324	1	-	2	-
D20084751	20.88002763	-	-	-	26
A26174451	19.9976858	0	-	-	-
A25463225	15.23523	-1	-	-	-
B20051256	12.225608	-	0	-	-
C20355550=D21237483	12.1887008	-	-	0	24
B20481968	11.62116211	-	-2	-	-
D21077463	11.53492478	-	-	-	1
C20549576	11.23523	-	-	-3	-
A26598636	11.1043613	-6	-	-	-
D20348188	11.0243302	-	-	-	-2
B20091701	10.49825625	-	-12	-	-
B20549576	10.39474209	-	-14	-	-
B20098269	10.2430506	-	-30	-	-
C26598636	0.0539983	-	-	-22	-
A26596462=B20071356=C26596462=D25463225	0.053034	40	-36	-36	-40



राष्ट्रीय परीक्षा एजेंसी National Testing Agency

Excellence In Assessment

In the remaining part of Step 2, the blank entries in the Raw Score Columns are filled up.

Candidate	Percentile Score	Raw Score S1	Raw Score S2	Raw Score S3	Raw Score S4
A20020720=B20123935=C20150694=D20479616	100	200	194	188	200
B20012622=D20040337	99.9990405	199.7512409	192	187.93781	194
A20411664=C20087997	99.9691438	192	171.96504	186	171.96504
A20018569=C20121991	99.8312554	190	167.63275	184	167.63275
A20339879=C20058572	99.7329013	184	164.54257	180	164.54257
A20074407=C20060310	99.4320538	180	155.09028	172	155.09028
B20656224	96.9671093	158.958447	100	158.4442	101.91063
A20751862=D20467385	88.6545749	88	82.580043	112.72997	98
C20008597	78.3389742	56.7810489	60.96241	56	69.707196
A20922992	74.1377149	48	52.158146	47.207694	58.184318
A21004667=B20410215	69.2904047	40	42	36.629757	44.889504
C20430859	69.0018201	39.6972017	38.968549	36	44.097997
D20398094	68.9660903	39.6597121	38.593224	35.966106	44
B20236444	67.7672549	38.4018305	26	34.828858	43.753534
A21141123=C20518247	52.1353428	22	17.231221	20	40.539799
D20428934	49.5097099	20.1081761	15.758363	18.878207	40
B20128586=D20032939	46.3751151	17.8496346	14	17.538962	32
C20045510	38.0919321	11.8814266	9.7051566	14	31.141031
A25465232=C20860609	30.6758464	8	5.8599046	9	30.371981
A26545946=C20861476	27.5844446	6	4.2570079	5	30.051402
B20001667=D20690279	27.0887703	5.2651195	4	4.6325597	30
A25656543=C20512680	24.886459	2	2.6143453	3	28.614345
B20042147=D20840699	23.9100399	1.6148289	2	2.6148289	28
A26625216=C20069270	22.3514324	1	1.7332164	2	26.97122
D20084751	20.8800276	0.374867	1.4813591	1.7104312	26
A26174451	19.9976858	0	1.3303305	1.5367886	25.79696
A25463225	15.23523	-1	0.5151508	0.5995493	24.70105
B20051256	12.225608	-4.6428439	0	0.0072632	24.008493
C20355550=D21237483	12.1887008	-4.6875164	-0.122119	0	24
B20481968	11.6211621	-5.3744647	-2	-1.785703	4.0338503
D21077463	11.5349248	-5.4788463	-2.767984	-2.057041	1
C20549576	11.23523	-5.8415966	-5.436905	-3	-0.760858
A26598636	11.1043613	-6	-6.602352	-3.222382	-1.529777
D20348188	11.0243302	-6.24622	-7.315066	-3.358377	-2
B20091701	10.4982563	-7.8647146	-12	-4.252322	-3.822101
B20549576	10.3947421	-8.1831815	-14	-4.428221	-4.180631
B20098269	10.2430506	-8.6498685	-30	-4.685987	-4.706027
C26598636	0.0539983	-39.9970333	-35.99943	-22	-39.99666
A26596462=B20071356=C26596462=D25463225	0.053034	-40	-36	-36	-40



राष्ट्रीय परीक्षा एजेंसी National Testing Agency

Excellence In Assessment

Step 3: Calculation of Normalized Score: Now for each subject there is a score assigned to each percentile value for each session. The Normalized score, Z, corresponding to a percentile value P, is calculated as $Z = \text{Average of } (uA, uC, \dots, ut) = \frac{uA + uB + uC + \dots + ut}{t}$

Where uA, uC, \dots, ut denote the raw scores corresponding to the percentile P in each of the different sessions

Candidate	PercentileScore	Raw Score S1	Raw Score S2	Raw Score S3	Raw Score S4	Normalized Marks
A20020720=B20123935=C20150694=D20479616	100	200	194	188	200	195.5
B20012622=D20040337	99.999041	199.7512409	192	187.9378	194	193.4223
A20411664=C20087997	99.969144	192	171.965	186	171.965	180.4825
A20018569=C20121991	99.831255	190	167.6327	184	167.6327	177.3164
A20339879=C20058572	99.732901	184	164.5426	180	164.5426	173.2713
A20074407=C20060310	99.432054	180	155.0903	172	155.0903	165.5451
B20656224	96.967109	158.958447	100	158.4442	101.9106	129.8283
A20751862=D20467385	88.654575	88	82.58004	112.73	98	95.3275
C20008597	78.338974	56.7810489	60.96241	56	69.7072	60.86266
A20922992	74.137715	48	52.15815	47.20769	58.18432	51.38754
A21004667=B20410215	69.290405	40	42	36.62976	44.8895	40.87982
C20430859	69.00182	39.6972017	38.96855	36	44.098	39.69094
D20398094	68.96609	39.6597121	38.59322	35.96611	44	39.55476
B20236444	67.767255	38.4018305	26	34.82886	43.75353	35.74606
A21141123=C20518247	52.135343	22	17.23122	20	40.5398	24.94276
D20428934	49.50971	20.1081761	15.75836	18.87821	40	23.68619
B20128586=D20032939	46.375115	17.8496346	14	17.53896	32	20.34715
C20045510	38.091932	11.8814266	9.705157	14	31.14103	16.6819
A25465232=C20860609	30.675846	8	5.859905	9	30.37198	13.30797
A26545946=C20861476	27.584445	6	4.257008	5	30.0514	11.3271
B20001667=D20690279	27.08877	5.2651195	4	4.63256	30	10.97442
A25656543=C20512680	24.886459	2	2.614345	3	28.61435	9.057173
B20042147=D20840699	23.91004	1.6148289	2	2.614829	28	8.557414
A26625216=C20069270	22.351432	1	1.733216	2	26.97122	7.926109
D20084751	20.880028	0.374867	1.481359	1.710431	26	7.391664
A26174451	19.997686	0	1.330331	1.536789	25.79696	7.16602
A25463225	15.23523	-1	0.515151	0.599549	24.70105	6.203938
B20051256	12.225608	-4.6428439	0	0.007263	24.00849	4.843228
C20355550=D21237483	12.188701	-4.6875164	-0.12212	0	24	4.797591
B20481968	11.621162	-5.3744647	-2	-1.7857	4.03385	-1.28158
D21077463	11.534925	-5.4788463	-2.76798	-2.05704	1	-2.32597
C20549576	11.23523	-5.8415966	-5.43691	-3	-0.76086	-3.75984
A26598636	11.104361	-6	-6.60235	-3.22238	-1.52978	-4.33863
D20348188	11.02433	-6.24622	-7.31507	-3.35838	-2	-4.72992
B20091701	10.498256	-7.8647146	-12	-4.25232	-3.8221	-6.98478
B20549576	10.394742	-8.1831815	-14	-4.42822	-4.18063	-7.69801
B20098269	10.243051	-8.6498685	-30	-4.68599	-4.70603	-12.0105
C26598636	0.0539983	-39.9970333	-35.9994	-22	-39.9967	-34.4983
A26596462=B20071356=C26	0.053034	-40	-36	-36	-40	-38



राष्ट्रीय परीक्षा एजेंसी
National Testing Agency

Excellence In Assessment

Candidate	Percentile Score	Raw Score S1	Raw Score S2	Raw Score S3	Raw Score S4	Normalized Marks
596462=D25463225						

The above method is based on the work: “Normalization of marks in multi-session examinations”, Abhay G. Bhatt et al, CURRENT SCIENCE, Vol. 118, No. 1, 10 January 2020

Note: The NTA is planning to do the UGC-NET December 2025 examination in a single shift for each language/subject/General Test, so that the need for Normalization will not exist. However, under unavoidable circumstances, if any subject is conducted in multi-shifts, then normalization will be done. The performance of every candidate will be evaluated using the equi-percentile method wherein normalized marks of each candidate will be calculated using the percentiles of each group of students in a given shift across multiple days for the same subject.



Gazette Notification for PwD Candidate

THE SCHEDULE

[See clause (zc) of section 2]

SPECIFIED DISABILITY

1. Physical disability.—

A. Locomotor disability (a person's inability to execute distinctive activities associated with movement of self and objects resulting from affliction of musculoskeletal or nervous system or both), including—

(a) "leprosy cured person" means a person who has been cured of leprosy but is suffering from—

(i) loss of sensation in hands or feet as well as loss of sensation and paresis in the eye and eye-lid but with no manifest deformity;

(ii) manifest deformity and paresis but having sufficient mobility in their hands and feet to enable them to engage in normal economic activity;

(iii) extreme physical deformity as well as advanced age which prevents him/her from undertaking any gainful occupation, and the expression "leprosy cured" shall construed accordingly;

(b) "cerebral palsy" means a Group of non-progressive neurological condition affecting body movements and muscle coordination, caused by damage to one or more specific areas of the brain, usually occurring before, during or shortly after birth;

(c) "dwarfism" means a medical or genetic condition resulting in an adult height of 4 feet 10 inches (147 centimeters) or less;

(d) "muscular dystrophy" means a group of hereditary genetic muscle disease that weakens the muscles that move the human body and persons with multiple dystrophy have incorrect and missing information in their genes, which prevents them from making the proteins they need for healthy muscles. It is characterised by progressive skeletal muscle weakness, defects in muscle proteins, and the death of muscle cells and tissue;

(e) "acid attack victims" means a person disfigured due to violent assaults by throwing of acid or similar corrosive substance.

B. Visual impairment—

(a) "blindness" means a condition where a person has any of the following conditions, after best correction—

(i) total absence of sight; or

(ii) visual acuity less than 3/60 or less than 10/200 (Snellen) in the better eye with best possible correction; or

(iii) limitation of the field of vision subtending an angle of less than 10 degree.

(b) "low-vision" means a condition where a person has any of the following conditions, namely:—

(i) visual acuity not exceeding 6/18 or less than 20/60 upto 3/60 or upto 10/200 (Snellen) in the better eye with best possible corrections; or



(ii) limitation of the field of vision subtending an angle of less than 40 degree up to 10 degree.

C. Hearing impairment—

(a) "deaf" means persons having 70 DB hearing loss in speech frequencies in both ears;

(b) "hard of hearing" means person having 60 DB to 70 DB hearing loss in speech frequencies in both ears;

D. "speech and language disability" means a permanent disability arising out of conditions such as laryngectomy or aphasia affecting one or more components of speech and language due to organic or neurological causes.

2. Intellectual disability, a condition characterised by significant limitation both in intellectual functioning (reasoning, learning, problem solving) and in adaptive behaviour which covers a range of every day, social and practical skills, including—

(a) "specific learning disabilities" means a heterogeneous group of conditions wherein there is a deficit in processing language, spoken or written, that may manifest itself as a difficulty to comprehend, speak, read, write, spell, or to do mathematical calculations and includes such conditions as perceptual disabilities, dyslexia, dysgraphia, dyscalculia, dyspraxia and developmental aphasia;

(b) "autism spectrum disorder" means a neuro-developmental condition typically appearing in the first three years of life that significantly affects a person's ability to communicate, understand relationships and relate to others, and is frequently associated with unusual or stereotypical rituals or behaviours.

3. Mental behaviour,—

"mental illness" means a substantial disorder of thinking, mood, perception, orientation or memory that grossly impairs judgment, behaviour, capacity to recognise reality or ability to meet the ordinary demands of life, but does not include retardation which is a condition of arrested or incomplete development of mind of a person, specially characterised by subnormality of intelligence.

4. Disability caused due to—

(a) chronic neurological conditions, such as—

(i) "multiple sclerosis" means an inflammatory, nervous system disease in which the myelin sheaths around the axons of nerve cells of the brain and spinal cord are damaged, leading to demyelination and affecting the ability of nerve cells in the brain and spinal cord to communicate with each other;

(ii) "parkinson's disease" means a progressive disease of the nervous system marked by tremor, muscular rigidity, and slow, imprecise movement, chiefly affecting middle-aged and elderly people associated with degeneration of the basal ganglia of the brain and a deficiency of the neurotransmitter dopamine.

(b) Blood disorder—

(i) "haemophilia" means an inheritable disease, usually affecting only male but transmitted by women to their male children, characterised by loss or impairment of the normal clotting ability of blood so that a minor would may result in fatal bleeding;

(ii) "thalassemia" means a group of inherited disorders characterised by reduced or absent amounts of haemoglobin.

(iii) "sickle cell disease" means a hemolytic disorder characterised by chronic anemia, painful events, and various complications due to associated



राष्ट्रीय परीक्षा एजेंसी National Testing Agency

Excellence In Assessment

Sec. 1]

THE GAZETTE OF INDIA EXTRAORDINARY

35

tissue and organ damage; "hemolytic" refers to the destruction of the cell membrane of red blood cells resulting in the release of hemoglobin.

5. Multiple Disabilities (more than one of the above specified disabilities) including deaf blindness which means a condition in which a person may have combination of hearing and visual impairments causing severe communication, developmental, and educational problems.

6. Any other category as may be notified by the Central Government.

DR. G. NARAYANA RAJU,
Secretary to the Govt. of India.

UPLOADED BY THE GENERAL MANAGER, GOVERNMENT OF INDIA PRESS, MINTO ROAD, NEW DELHI-110002
AND PUBLISHED BY THE CONTROLLER OF PUBLICATIONS, DELHI-110054.

GMGIPMRND-4011GI(S3)-28-12-2016.

MANOJ
KUMAR

Digitally signed by
MANOJ KUMAR
Date: 2016.12.28
23:32:17 +05'30'



REPLICA OF APPLICATION FORM

Login To Access Your Account. Complete New Registration and Download Important Information & Instructions To Stay Updated.

Steps to Apply Online

- Apply For Online Registration
- Fill Online Application Form
- Pay Examination Fee
- Download Confirmation Page

Download Information Bulletin

Register yourself for the above-mentioned examination

Register your profile by giving personal details, contact details and address

New Registration >>

Already Registered Candidate

Enter Your Application Number and password to Login and continue with your application.

Login >>



Instructions and Procedure for online submission of Application Form

Download Detailed Advertisement

- Please download and read carefully the Information Bulletin and instructions/ procedure given therein and below, before you start filling the Application Form online.
- You can apply for UGC - NET December - 2025 'ON-LINE' only through the official website of UGC - NET December - 2025 (<https://ugcnet.nta.nic.in>).

3. Examination Fees

Category	Fee Amount
General	Rs. 1150/- (One Thousand One Hundred Fifty)
OBC-(NCL)/EWS	Rs. 600/- (Six Hundred)
SC / ST / Person with Disability (PwD) / Person with Benchmark Disability (PwBD) / Third Gender	Rs. 325 /- (Three Hundred Twenty Five)

Service Charges & GST (as applicable) will be charged extra by the Bank.

4. Application Procedure: Steps to be followed to apply online.

Candidates must read carefully the Instructions (including how to fill up the Application Form online) given in the Information Bulletin available on the NTA Website. Candidates not complying with the Instructions shall be summarily disqualified.

Step 1: Registration Form: Register for the Online Application Form and note down the system-generated Application Number. The candidate should supply the required details while filling the Online Application Form and is also required to create PASSWORD and choose Security Question and enter his/her Answer. After successful submission of the personal details, an Application number will be generated and it will be used to complete the remaining Steps of the Application Form and will also be required for all future reference/correspondence. This application number will also be used/referred for both Sessions of UGC - NET December - 2025. For subsequent logins, the candidate will be able to login directly with the respective system generated **Application Number** and created **Password**

Step 2: Application Form: The Candidates can log in with the system-generated Application Number and pre-created Password for completing the Application Form including filling up of personal details, applying for the Paper, choosing the Examination Cities, providing the details of Educational Qualifications, and uploading the images and documents (if any).

Upload Scanned Images of Candidate's Photograph, Signature

- The recent photograph should be either in colour or black & white with 80% face (without mask) visible including ears against a white background.
- Scanned photograph and signature should be in JPG/JPEG format (clearly legible).
- The size of the scanned photograph should be between 10 kb to 200 kb (clearly legible).
- The size of the scanned signature should be between 10 kb to 50 kb (clearly legible)

(Note: The Candidate has to upload only his/ her own photograph, signature, and certificate(s) as mentioned above (and not of anybody else) in a correct/proper manner, as the facility for correction will not be given in the future. In case, it is found at any time in the future that the Candidate has used/uploaded the photograph, signature, and certificate(s) of someone else in his/her Application Form/Admit Card, or he/she has tampered his/her Admit Card/Result/Scorecard, these acts of the candidate shall be treated as Unfair Means (UFM) Practices and he/she shall be proceeded with the actions as contemplated under the provisions of the information Bulletin relating to Unfair Means Practices.

Please check your photograph and signature before submission of the Application Form. In case the photograph or signature is blurred or not visible to identify the identity of the candidate then, the application will be rejected and no option for correction or revision will be permitted.

Step 3: Fee Payment: After completing Step 1 and Step 2, the candidates have to pay the requisite examination fee. The fee can be submitted only online through Net Banking, Credit Card, Debit Card, UPI. Processing charges and GST as applicable are chargeable to the candidate (in addition to the examination fee) by the concerned Bank/Payment Gateway Integrator.

The Confirmation Page of the online Application Form will be generated only after successful payment by the Candidate. In case the Confirmation Page is not generated after payment of fee, then the candidate may have to approach the concerned Bank/Payment Gateway (in the helpline number and e-mail given in the Information Bulletin) for ensuring the successful payment or for obtaining the refund of duplicate / multiple payments).

5. Important Instruction about PASSWORD

- During online form filling, the candidate will be required to choose PASSWORD and Security Question and its Answer. The candidate is advised to record/remember their password for all future logins.
- For subsequent logins, the candidate will be able to login directly with their respective system-generated Application Number and the chosen Password.
- The candidate is advised not to disclose or share their password with anybody. Neither NTA nor NIC will be responsible for the violation or misuse of the password of a candidate.
- Candidates can change his/her passwords after login if desired.
- Candidates should remember to log out at the end of their session so that the particulars of the candidate cannot be tampered with or modified by unauthorized persons.

The Password must be as per the following Password policy.

- Password must be 8 to 13 characters long.
- Password must have at least one Upper case alphabet.
- Password must have at least one Lower case alphabet.
- Password must have at least one numeric value.
- Password must have at least one special character eg. !@#\$%^&*+.



राष्ट्रीय परीक्षा एजेंसी National Testing Agency

Excellence In Assessment

6. How to reset your Password : The following options are available to reset Password
- Using Security Question and its Answer you have chosen during Form filling.
 - Using a verification code sent via text message (SMS) to your Registered Mobile No.
 - Using a reset link sent via Email to your Registered Email address.

7. The Application Number printed on the computer-generated Confirmation Page must be mentioned in all such correspondences. It is therefore essential to note down the application number printed on the Confirmation Page.

Please read the instructions carefully and give your consent for below mentioned declaration

- I have downloaded the Information Bulletin of UGC - NET December 2025, read and understood all the Instructions therein as well as those mentioned above, and will fill up the online Application Form for the UGC - NET December 2025 Cycles accordingly.

[Click here to Proceed](#)

Ministry of Education
Government of India

UGC - NET December 2025

राष्ट्रीय परीक्षा एजेंसी
National Testing Agency
विश्वविद्यालय अनुदान आयोग
University Grants Commission
quality higher education for all

Home

Personal Details

Please fill details as printed on Class 10th Passing Certificate / Marksheet issued by recognized School Examination Board.

Candidate Name
Father / Guardian Name
Mother / Guardian Name
Date of Birth --Day-- --Month-- --Year--
Gender --Select--

Confirm Personal Details

Confirm Candidate Name
Confirm Father / Guardian Name
Confirm Mother / Guardian Name
Confirm Date of Birth --Day-- --Month-- --Year--
Confirm Gender --Select--

Contact Details

Premises No/Name
Sub-Locality(Optional)
Locality
Country --Select--
State /UT --Select--
District --Select--
Pin Code

Electronic Communication Address

Please enter correct Email Id and Mobile Number as OTP will be shared on these for verification.

Email Address
Confirm Email Address
Mobile Number
Confirm Mobile Number
Alternate Contact No. (Optional)



राष्ट्रीय परीक्षा एजेंसी National Testing Agency

Excellence In Assessment

Permanent Address

Same As Present Address

Premises No/Name
Sub-Locality(Optional):
Locality
Country --Select--
State /UT --Select--
District --Select--
Pin Code

Choose Password

Password
Confirm Password
Security Question --Select--
Security Answer

CAPTCHA

Enter CAPTCHA as shown below (case sensitive)

CAPTCHA 0G0778

Submit

Activities

- Registration Form
- Application Form
- Fee Payment

Verify Mobile No. & Email Id

- Mobile No.- Verified
- Email Id - Verified

Current Status

Registration Form	<input checked="" type="radio"/> Completed
Application Form	<input type="radio"/> Under-Progress
Fee Payment	<input type="radio"/> Pending
Mobile Number Verification	<input checked="" type="radio"/> Completed
Email Id Verification	<input checked="" type="radio"/> Completed

Submit your application form by clicking on the button below.

Application Number : 250520000032



राष्ट्रीय परीक्षा एजेंसी National Testing Agency

Excellence In Assessment

Ministry of Education
Government of India

UGC - NET December 2025

राष्ट्रीय परीक्षा एजेंसी
National Testing Agency

विश्वविद्यालय अनुदान आयोग
University Grants Commission
quality higher education for all

Home Change Password Logout

Name: VISHAKHA Application No : 250520000032

Filled Registration Form

Personal Details

Application No		Candidate Name	
Date of Birth		Gender	
Father / Guardian Name	FATHER	Mother / Guardian Name	MOTHER

Contact Details

Premises No/Name	
Sub-Locality	
Locality	
Country	
State /UT	DELHI
District	I
Pin Code	
Email Address	
Mobile Number	
Alternate Contact No. (Optional)	NA

Permanent Address

Premises No/Name	180
Sub-Locality	DWARKA
Locality	DWARKA
Country	India
State /UT	DELHI
District	NORTH WEST DELHI
Pin Code	111000

Home

Ministry of Education
Government of India

UGC - NET December 2025

राष्ट्रीय परीक्षा एजेंसी
National Testing Agency

विश्वविद्यालय अनुदान आयोग
University Grants Commission
quality higher education for all

Home Change Password Logout

Name: VISHAKHA Application No : 250520000032

Application Form Steps

1. Contact Details
2. Personal Details
3. Identity Details
4. Exam and Center Details
5. Qualification Details
6. Additional Details
7. Document Upload
8. Final Submit

Application Status

1. Contact Details	Completed
2. Personal Details	Completed
3. Identity Details	Completed
4. Exam and Center Details	Completed
5. Qualification Details	Completed
6. Additional Details	Completed
7. Document Upload	Completed
8. Final Submit	Pending

Application Number : 250520000032

Click on button below to proceed further and complete your application form.

Final Submit



राष्ट्रीय परीक्षा एजेंसी National Testing Agency

Excellence In Assessment



UGC - NET December 2025



Home Change Password Logout

Name: VISHAKHA Application No: 25052000032

Application Form Steps

- 1. Contact Details
- 2. Personal Details
- 3. Identity Details
- 4. Exam and Center Details
- 5. Qualification Details
- 6. Additional Details
- 8. Document Upload
- 9. Final Submit

Contact Details

Premises No/Name: 180

Sub-Locality(Optional): DWARKA

Locality: DWARKA

Country: India

State /UT: DELHI

District: NORTH WEST DELHI

Pin Code: 111000

Email Address: VISHAKHA@NET.KEA*

Mobile Number: 91 8877087396

Alternate Contact No. (Optional):

Permanent Address

Same As Present Address

CAPTCHA

Enter CAPTCHA as shown below (case sensitive)

CAPTCHA: SSR540

Save & Next



UGC - NET December 2025



Home Change Password Logout

Name: VISHAKHA Application No: 25052000032

Application Form Steps

- 1. Contact Details
- 2. Personal Details
- 3. Identity Details
- 4. Exam and Center Details
- 5. Qualification Details
- 6. Additional Details
- 8. Document Upload
- 9. Final Submit

Personal Details

Candidate Name: VISHAKHA

Date of Birth: 05 May 1998

Gender: Third Gender

Father / Guardian Name: FATHER

Mother / Guardian Name: MOTHER

Nationality: Indian

Category: General

Confirm Category: General

DISCLAIMER: The eligibility in the examination under the category "Persons with Disability" is purely provisional to appear in the examination and does not guarantee a seat to the candidate under the respective category. The candidates for admission to various programmes under PwD category under various colleges will be governed as per relevant guidelines under the Right of Persons with Disabilities Act, 2016. **Scribe shall be permitted/provided (as the case may be) only on production of requisite documents.

Are you a PwD / PwBD candidate having a valid and live Disability Certificate issued by Medical Board of Govt? PwBD with disability 40% or Above

Type of Disability as per certificate: Loco-motor Disability (Both arms affected-BA)

Do you need scribe (as per the criteria given in the Information Bulletin)? No - I do not need a scribe

Percentage of disability as per certificate: 55

Are You Diabetic? Yes

Annual Income of the Parents/Guardian: RS. 80001 AND ABOVE

Do you belong to Minority Community? No

Subject Name in Post Graduate Exam: Electronic Science

The fields Name, Father's/Guardian's Name, Mother's/Guardian's Name, and Date of Birth must be filled in correctly and cannot be changed after the final submission of the Application Form.

CAPTCHA

Enter CAPTCHA as shown below (case sensitive)

CAPTCHA: 81NC79

Save & Next



राष्ट्रीय परीक्षा एजेंसी National Testing Agency

Excellence In Assessment

Ministry of Education
Government of India

UGC - NET December 2025

राष्ट्रीय परीक्षा एजेंसी
National Testing Agency

विश्वविद्यालय अनुदान आयोग
University Grants Commission
quality higher education for all

Home Change Password Logout

Name: VISHAKHA Application No: 250520000032

Application Form Steps

- 1. Contact Details
- 2. Personal Details
- 3. Identity Details
- 4. Exam and Center Details
- 5. Qualification Details
- 6. Additional Details
- 8. Document Upload
- 9. Final Submit

पंजीवन का विवरण (Identity Details)

Your identity has been successfully verified with Aadhaar on 10/09/2025.
आपकी पहचान आधार के साथ 10/09/2025 को सफलपूर्वक सत्यापित की गई.

Next

Ministry of Education
Government of India

UGC - NET December 2025

राष्ट्रीय परीक्षा एजेंसी
National Testing Agency

विश्वविद्यालय अनुदान आयोग
University Grants Commission
quality higher education for all

Home Change Password Logout

Name: VISHAKHA Application No: 250520000032

Application Form Steps

- 1. Contact Details
- 2. Personal Details
- 3. Identity Details
- 4. Exam and Center Details
- 5. Qualification Details
- 6. Additional Details
- 8. Document Upload
- 9. Final Submit

Exam and Center Details

I want to apply for UGC - NET December 2025 on the basis of

Four Year under Graduate Programme

Subject Opted for NET

Sociology

Question Paper Medium

English

1st Choice for Exam City

DELHI (NCT)

DELHINIEW DELHI

2nd Choice for Exam City

UTTAR PRADESH

Noida/Greater Noida

3rd Choice for Exam City

HARYANA

Faridabad

4th Choice for Exam City

UTTARAKHAND

Haldwani

Father / Guardian Occupation

PUBLIC SECTOR SERVICE

Father / Guardian Qualification

GRADUATE

Mother / Guardian Occupation

SELF EMPLOYMENT

Mother / Guardian Qualification

GRADUATE

CAPTCHA

Enter CAPTCHA as shown below (case sensitive)

CAPTCHA

R34E75

Save & Next

Ministry of Education
Government of India

UGC - NET December 2025

राष्ट्रीय परीक्षा एजेंसी
National Testing Agency

विश्वविद्यालय अनुदान आयोग
University Grants Commission
quality higher education for all

Home Change Password Logout

Name: VISHAKHA Application No: 250520000032

Application Form Steps

- 1. Contact Details
- 2. Personal Details
- 3. Identity Details
- 4. Exam and Center Details
- 5. Qualification Details
- 6. Additional Details
- 8. Document Upload
- 9. Final Submit

Education Details

Four Year under Graduate Programme Qualification Details

Pass Status

Passed

Year of Passing/appearing

2022

Course/Stream Name

Any Other Four Year Under Graduate Programme

Course/Stream Name (in Case Other)

LLB

Whether in Final Year / Final Year Result Awaited

Not Applicable

Qualifying Examination From

India

Qualifying Examination State

KERALA

Board/University Name

Calicut University, Calicut University P.O.Malappuram District/Calicut - 673635, Kerala (State University)

Result Mode

CGPA

Maximum Grade Point

10

CGPA Obtained

8

CGPA

8

CAPTCHA

Enter CAPTCHA as shown below (case sensitive)

CAPTCHA

14D144

Save & Next



राष्ट्रीय परीक्षा एजेंसी National Testing Agency

Excellence In Assessment

Ministry of Education
Government of India

UGC - NET December 2025

राष्ट्रीय परीक्षा एजेंसी
National Testing Agency
Excellence In Assessment

विश्वविद्यालय अनुदान आयोग
University Grants Commission
quality higher education for all

Home Change Password Logout

Name: VISHAKHA Application No : 250520000032

Application Form Steps

1. Contact Details
2. Personal Details
3. Identity Details
4. Exam and Center Details
5. Qualification Details
6. Additional Details
8. Document Upload
9. Final Submit

Additional Details

Are you a Twin and both applying for UGC - NET December 2025?

Ph.D. Details

Whether admitted in Ph.D.

Research / Ex-Serviceman Details

Specialization, If Any

Whether you Possess Research Experience in the subject after completion of PG Degree

Whether you are an Ex-Serviceman

CAPTCHA

Enter CAPTCHA as shown below (case sensitive)

CAPTCHA

Save & Next

Ministry of Education
Government of India

UGC - NET December 2025

राष्ट्रीय परीक्षा एजेंसी
National Testing Agency
Excellence In Assessment

विश्वविद्यालय अनुदान आयोग
University Grants Commission
quality higher education for all

Home Change Password Logout

Name: VISHAKHA Application No : 250520000032

Application Form Steps

1. Contact Details
2. Personal Details
3. Identity Details
4. Exam and Center Details
5. Qualification Details
6. Additional Details
8. Document Upload
9. Final Submit

Apply For

Based on the details submitted in the application form you are eligible for following programmes. Please select the programme for which you wish to apply for

Apply For ASSISTANT PROFESSOR
 JRF (JUNIOR RESEARCH FELLOWSHIP)
 PH.D. ONLY

CAPTCHA

Enter CAPTCHA (case sensitive)

CAPTCHA

Save & Next

Ministry of Education
Government of India

UGC - NET December 2025

राष्ट्रीय परीक्षा एजेंसी
National Testing Agency
Excellence In Assessment

विश्वविद्यालय अनुदान आयोग
University Grants Commission
quality higher education for all

Home Change Password Logout

Name: VISHAKHA Application No : 250520000032

Application Form Steps

1. Contact Details
2. Personal Details
3. Identity Details
4. Exam and Center Details
5. Qualification Details
6. Additional Details
8. Document Upload
9. Final Submit

Document Upload

Please make sure that all submitted documents adhere to the specifications mentioned in the table below.

S.No.	Required Document	Document Specifications	Upload	Action	View
1	Photograph (with 80% face without mask)	Document Format: JPG/JPEG Min Size (KB): 10 Max Size (KB): 200	<input type="button" value="Choose File"/> No file chosen		Click here to view uploaded document
2	Signature	Document Format: JPG/JPEG Min Size (KB): 10 Max Size (KB): 50	<input type="button" value="Choose File"/> No file chosen		Click here to view uploaded document
3	PwD/PwBD Disability Certificate/UDID with both side in same pdf	Document Format: PDF Min Size (KB): 50 Max Size (KB): 300	<input type="button" value="Choose File"/> No file chosen		

Save & Next



राष्ट्रीय परीक्षा एजेंसी National Testing Agency

Excellence In Assessment

Ministry of Education
Government of India

UGC - NET December 2025

राष्ट्रीय परीक्षा एजेंसी
National Testing Agency

विश्वविद्यालय अनुदान आयोग
University Grants Commission
quality higher education for all

Home Change Password Logout

Name: VISHAKHA Application No : 250520000032

Application Form Steps

1. Contact Details
2. Personal Details
3. Identity Details
4. Exam and Center Details
5. Qualification Details
6. Additional Details
8. Document Upload
- 8. Final Submit**

Review Page - Online Application Form

Review the following particulars carefully. If you would like to change any particulars entered, you may do so by using 'Left Links' button or press 'FINAL SUBMISSION OF APPLICATION' button for final submission.

Personal Details

Candidate Name:	VISHAKHA
Date of Birth:	05-05-1998
Gender:	Third Gender
Father / Guardian Name:	FATHER
Mother / Guardian Name:	MOTHER
Category:	General
Are you a PwD / PwBD candidate having a valid and live Disability Certificate issued by Medical Board of Govt ?	PwBD with disability 40% or Above
Type of Disability as per certificate:	Loco-motor Disability (Both arms affected-BA)
Do you need scribe (as per the criteria given in the Information Bulletin) ?	No - I do not need a scribe
Percentage of disability as per certificate:	55
Are You Diabetic? :	Yes
Annual Income of the Parents/Guardian:	RS. 800001 AND ABOVE
Do you belong to Minority Community ?	No
Nationality :	Indian
Subject Name in Post Graduate Exam:	Electronic Science
Identity Verified	Aadhaar : **** * 6335 / Name as per Aadhaar : VISHAKHA

Exam and Center Details

I want to apply for UGC - NET December 2025 on the basis of:	Four Year under Graduate Programme
Subject Opted for NET:	Sociology
Question Paper Medium:	English
1st Choice for Exam City:	DELHI/NEW DELHI (DELHI (NCT))
2nd Choice for Exam City:	Noida/Greater Noida (UTTAR PRADESH)
3rd Choice for Exam City:	Faridabad (HARIYANA)
4th Choice for Exam City:	Haldwani (UTTARAKHAND)
Father / Guardian Occupation:	PUBLIC SECTOR SERVICE
Father / Guardian Qualification:	GRADUATE
Mother / Guardian Occupation:	SELF EMPLOYMENT
Mother / Guardian Qualification:	GRADUATE

Four Year under Graduate Programme Qualification Details

Pass Status :	Passed	Year of Passing/Appearing :	2022
Whether in Final Year / Final Year Result Awaited :	Not Applicable	Course/Stream Name :	Any Other Four Year Under Graduate Programme - LLB
Qualifying Examination From :	India	Qualifying Examination State :	KERALA
Board/University Name :	Calicut University, Calicut University P.O.Malappuram District,Calicut - 679335, Kerala (State University)	Result Mode :	CGPA
Maximum Grade Point :	10	CGPA Obtained :	8
CGPA :	8		

Additional Details

Are you a Twin and both applying for UGC - NET December 2025 ?	No
--	----

Research / Ex-Serviceman Details

Specialization, if Any	-
Whether you Possess Research Experience in the subject after completion of PG Degree	NO
Whether you are an Ex-Serviceman	NO

Ph.D. Details

Whether admitted in Ph.D.	No
---------------------------	----

Contact Details

Premises No/Name	180
Sub-Locality	DWARKA
Locality	DWARKA
Country	India
State /UT	DELHI
District	NORTH WEST DELHI
Pin Code	111000
Email Address	
Mobile Number	11
Alternate Contact No. (Optional)	NA

Permanent Address

Premises No/Name	180
Sub-Locality	DWARKA
Locality	DWARKA
Country	India
State /UT	DELHI
District	NORTH WEST DELHI
Pin Code	111000

Upload Scanned Files



राष्ट्रीय परीक्षा एजेंसी National Testing Agency

Excellence In Assessment

Sr. No	Document	Display
1	Photograph (with 50% face without mask)	
2	Signature	
3	PwD/PwBD Disability Certificate/UDD with both side in same pdf	

Particulars checklist to be verified

Kindly verify all the particulars listed below carefully. Once submitted Application Form finally, changes can not be made.

- My Name
 Father/Guardian Name
 Mother/Guardian Name
 Date of Birth
 Gender
 Category
 Person with Disability (PwD) / (Person with Benchmark Disability (PwBD))
 Examination Cities
 Educational Details
 Applied for
 Subject Applied For
 Contact Details

Declaration

I hereby declare that I have filled up this Online Application Form after carefully reading the Information Bulletin and fully understanding the provisions/ procedures mentioned therein. I further declare that all the particulars given by me in this application form are true to the best of my knowledge and belief. I agree that if my Result is withheld / not declared/ my candidature shall automatically stand cancelled. In case it is found at any point of time in future that false information has been furnished in this application form my candidature shall automatically stand cancelled.

I hereby declare that I have submitted only one Application Form. If more than one Application Form is found, my candidature for the additional application(s) shall be automatically cancelled by the NTA.

I shall abide by these terms and conditions as well as those laid down in the Information Bulletin, Public Notices and Advisories issued by NTA regarding this exam from time-to-time

I Agree

Final Submission of Application

Mode of Payment

Activity :

Select mode of payment

You have not completed the Application Form step(s). Submit the Final Submit step.

Note:

Message

You have not completed the Application Form step(s). Submit the Final Submit step.



राष्ट्रीय परीक्षा एजेंसी
National Testing Agency

Excellence In Assessment

Address for Correspondence
First Floor, NSIC- MDBP Building Okhla
Industrial Estate, New Delhi – 110020



011-40759000



www.nta.ac.in

*Information
Bulletin*